

Indigenous Student Success Program 2023 Financial Acquittal

Organisation

James Cook University

1. Financials – Income and expenditure

Table 1a ISSP income available to support Indigenous students in 2023 (excluding GST) ¹

Item	(\$)
A. ISSP Grant 2023 ²	2,817,661
B. Other ISSP Related Income	
Interest earned/royalties from ISSP funding ³	
<i>If no interest has been earned briefly state why</i>	
Sale of ISSP assets	
2023 ISSP Grant Income (excluding rollovers)	\$2,817,661

Table 1b Other funding used to support Indigenous students in 2023 (excluding GST) ⁴

Item	(\$)
A. Other non-ISSP funds ⁵	
Other funding provided under HESA ⁶	
Other Commonwealth Government funding	
<ul style="list-style-type: none"> • HEPP Activities • SSAF Activities 	204,000 82,226
Funds derived from external sources ⁷	
<ul style="list-style-type: none"> • Donation Income • Prizes and Scholarships awarded during 2023 	828,755 271,612
James Cook University provided resources	
<ul style="list-style-type: none"> • Academic salaries for staff working on ISSP activities • Professional salaries for staff working on ISSP activities • Other operational costs 	1,579,683 556,777 694,443
Total of other non-ISSP funds for 2023	\$4,217,496

Table 1c ISSP Grant Expenditure on support for Indigenous students during 2023 (excluding GST) ⁸

Item⁹	Actual ISSP (\$) ¹⁰
Scholarships from flexible ISSP funding	348,682
Salaries for staff working on ISSP activities ¹¹ - Schedule A	2,052,180
Casual Salaries for staff working on ISSP activities – Schedule B	388,158
Tutorial Assistance, Pastoral Care, Outreach activities, cultural competency strategies etc (non-salary components)	-
Travel – domestic (airfares, accommodation & meals)	116,911
Conference fees and related costs ¹²	-
Repairs and maintenance	4,601
Periodicals	1,272
Advertising and marketing	21,346
Communications	220
Fees and charges	20
Motor vehicles expenses	6,917
Occupancy and utilities	-
Printing and stationery	11,423
Professional fees	18,506
Rental, hire and other leasing	18
Staff development	-
Subscriptions	438
Entertainment	71
Freight	743
Honorariums	600
Catering	14,477
Staff amenities	17
Student supervisor fees	158
Other staff related expenses	77
Total Expenditure of ISSP 2023 Grant	\$2,986,835
Less approved rollover funds from 2022	319,174
A. Total Expenditure of ISSP 2023 Grant less approved rollover funds from 2022	\$2,667,661
B. Unexpended 2023 ISSP funds approved for rollover into 2024 grant year¹³	150,000
C. Unexpended 2023 ISSP funding to be returned to the NIAA	0
2023 ISSP funding committed (A + B + C) ¹⁴	\$2,817,661

2. Rollovers

Table 2 Rollovers ¹⁵

		<i>The two options below should total unspent funds for that line</i>		
	Project Funds Rolled over (\$)	Project Funds Expended/committed ¹⁶ (\$)	Excess Option 1: Unspent funds to be rolled into 2024 ¹⁷ (\$)	Excess Option 2: Unspent funds to be returned to the NIAA ¹⁸ (\$)
2021 funds rolled over into 2023 - please complete column for Option 1 or 2 for any unspent funds				
2022 funds rolled over into 2023 - please complete column for Option 1 or 2 for any unspent funds	319,174	319,174		
Unexpended 2023 Funds (From Table 1c, Rows B and C)			150,000	
Total funds approved for rollover into 2024 or to be returned ¹⁹			150,000	

3. Goods and Services Tax

Table 3 Goods and Services Tax (GST) paid under ISSP - 1 January – 31 December 2023²⁰

1. GST received by you in 2023 as part of the Indigenous Student Success Program funding under the <i>Higher Education Support Act 2003</i> ²¹	\$
2. GST remitted or committed for payment to the Australian Taxation Office (ATO) (in the remittance instalments shown below)	\$
Amount remitted: \$	Amount remitted: \$
Date remitted: / /	Date remitted: / /
	Amount remitted: \$
	Date remitted: / /

4. ISSP Assets

Table 4a ISSP Assets inventory ²²

Asset Description/ category	Adjustable Value ²³	ISSP contribution ²⁴

Table 4b ISSP Assets - purchases during 2023 ²⁵

Asset Description/ category	Purchase Value	ISSP contribution

Table 4c ISSP Assets - disposals during 2023

Asset Description/ category	Adjustable value	Disposals/ Sale Price ²⁶	ISSP component ²⁷	Disposals Age ²⁸

5. Endorsement of the Financial Acquittal²⁹

As an Authorised Officer, I understand that it is an offence under the *Criminal Code Act 1995* to provide false or misleading information.


2023 Financial Acquittal supported and initialled by Authorised Officer:

Name:

Title:

Phone:

Email:

Signed: 

Date:

INDIGENOUS STUDENT SUCCESS PROGRAM 2023 CERTIFICATION

Complete this certification after reading the completed 2023 Performance Report and 2023 Financial Acquittal for the Indigenous Student Success Program.

I certify that:

- (i) the Institution has met the eligibility requirements of the Indigenous Student Success Program as set out in the Indigenous Student Success Program guidelines and the *Higher Education Support Act 2003*; and
- (ii) the 2023 Indigenous Student Success Program Performance report presents an accurate summary of the Institution's use of program funds and of other activities undertaken by the Institution to improve Aboriginal and Torres Strait Islander student and staff outcomes; and
- (iii) the 2023 Indigenous Student Success Program financial acquittal represents a complete, true and correct summary of transactions that took place during 2023 under the Indigenous Student Success Program; and
- (iv) Indigenous Student Success Program funds, and any interest earned or royalties/income derived from these funds, was expended on activities consistent with the Indigenous Student Success Program guidelines and the *Higher Education Support Act 2003*.


I understand that:

- (i) the Minister or the Minister's delegate may seek further information to support this certification; and
- (ii) the information contain in this report may be shared with Universities Australia; and
- (iii) in the event that I have not remitted GST paid under the Agreement to the Australian Taxation Office, that it is my obligation to remit those amounts, as required under the *A New Tax System (Goods and Services Tax) Act 1999*; and
- (iv) it is an offence under the *Criminal Code Act 1995* to provide false or misleading information.

Certification recommended by the university's Indigenous Governance Mechanism:

Name:
 Title:

Signed:




Date:

Certification made by Vice-Chancellor or equivalent delegate³⁰:

Name:
 Title:

Signed:



Date:

Additional information for completing the template

- ¹ The financial tables have a dual purpose of itemising actual income and expenditure associated with the ISSP in 2023, as well as estimating other funds and expenditure supporting Aboriginal and Torres Strait Islander students at the university. The information in tables 1a, 1b and 1c helps NIAA recognise the commitments your institution is making to lift and sustain Aboriginal and Torres Strait Islander student outcomes. Please feel free to add additional "item" lines as required.
- ² Do not include rollovers in ISSP 2023 Grant amount. Prior year's rollover figures to be included in Table 2.
- ³ Interest earned on ISSP is considered to be ISSP funding and must be used in accordance with the ISSP Guidelines.
- ⁴ Please estimate the funds available if exact amounts are not known.
- ⁵ Please insert additional lines if the listing below do not suit your university's arrangements.
- ⁶ Please include funding provided under the Commonwealth Grants Scheme and Higher Education Participation and Partnerships Program.
- ⁷ Examples of other funding are philanthropic donations, other student payments, business income etc.
- ⁸ Where applicable, figures provided in this table must be consistent with the figures provided in the institution's 2023 Performance Report.
- ⁹ Please insert additional lines if the listing below do not suit your university's arrangements.
- ¹⁰ List the expenditure of the income listed in Table 1a, not including the funding rolled over from previous years (this is detailed in Table 2).
- ¹¹ If the staff member works on non-ISSP specific activities, only record the pro-rata amount that reflects the amount of time the staff member worked on ISSP-specific activities. Include expenditure on salaries for staff that provide tutorial assistance. May include pro-rata expenditure on salaries for staff time spent monitoring and recording tutoring and student withdrawals.
- ¹² Costs may include, but are not limited to, registration fees, presentation fees, equipment costs etc.
- ¹³ This should match the figure in Table 2.
- ¹⁴ This figure should equal the Grand total in Table 1a
- ¹⁵ All rollovers have to be agreed with the NIAA and listed in a relevant determination, check with NIAA if you are unsure of your rollover information.
- ¹⁶ For 2021 and 2022 funds rolled into 2023, the amount included here should be the amount expended in 2023.
- ¹⁷ This is the amount of the rollover not expended that has been approved to be rolled over into 2024.
- ¹⁸ This is the amount of the rollover not expended and not rolled over into 2024. NIAA will issue an invoice for any amounts listed in this column.
- ¹⁹ Total funds in this row should equal the unspent ISSP balance in the Providers bank account at 31 Dec 2023.
- ²⁰ If GST is not paid to you, do not complete Table 3. If GST is paid to you, the amount of GST funding included in each payment is set out in a Recipient Created Tax Invoice (RCTI) issued to you at the time of the payment. State whether these amounts have been remitted to the Australian Taxation Office (ATO) or committed for payment to the ATO.
- ²¹ This amount is stated on your Recipient Created Tax Invoices (RCTIs).
- ²² Record all active assets acquired using ISSP funding. Active assets are those that have not been sold or disposed of.
- ²³ Adjustable value means the cost of an asset less its decline in value determined in accordance with the Australian Taxation Office Guide to Depreciating Assets 2023.
- ²⁴ The ISSP contribution should be recorded in the same ratio to the ISSP funds used to purchase the item (this includes any sale of an older asset trade in of old assets purchased with ISSP funding).
- ²⁵ Include any assets purchased during 2023 using ISSP funding that are valued over \$5,000. Any assets in this category should have been agreed with the NIAA prior to the item being purchased.
- ²⁶ Where an item has been stolen or destroyed, the words 'stolen' or 'destroyed' should be listed in the sale price column.
- ²⁷ The ISSP component should be the proportion of the sale price in the same ratio as the proportion of ISSP funding that contributed to the purchase of the asset.
- ²⁸ Where groups of assets are disposed of, an average age can be provided.
- ²⁹ Appropriate endorsement/authorisation is required to ensure compliance with the ISSP Guidelines and the 2024 Outcome Letter. If the organisation is subject to audit by an Auditor-General of the Commonwealth or State or Territory government this endorsement must be signed by the Chief Financial Officer or an executive officer with primary responsibility for the organisation's internal audit function (e.g. an internal auditor). If the organisation is not normally subject to audit by an Auditor-General, then the organisation's auditor should sign this authorisation.
- ³⁰ For the purposes of this certification, an equivalent delegate is either the Acting Vice Chancellor, a Deputy Vice-Chancellor, a Provost, or a relevant senior executive who reports directly to the Vice-Chancellor.

Level	Position Title	Total Salary and Oncosts
HEWL04	Administrative Assistant	125,662.14
HEWL04	Administrative Assistant	49,546.33
HEWL05	Administration and Programs Officer	31,474.36
HEWL05	Administrative Officer	0.01
HEWL06	Indigenous Student Support Advisor	22,643.26
HEWL06	Indigenous Student Support Advisor	3,472.93
HEWL06	Indigenous Student Support Advisor	108.72
HEWL06	Indigenous Student Support Advisor	121,001.41
HEWL06	Indigenous Student Support Advisor	18,886.93
HEWL06	Indigenous Academic Support Advisor	15,935.89
HEWL06	Indigenous Student Support Advisor	16,510.68
HEWL06	Indigenous Student Support Advisor	123,883.31
HEWL06	Indigenous Student Support Advisor	1,154.15
HEWL06	Indigenous Student Support Advisor	7,220.81
HEWL06	Indigenous Student Support Advisor	34,807.31
HEWL06	Indigenous Student Support Advisor	649.33
HEWL06	Project Officer	32,371.36
HEWL07	Indigenous Student Programs Coordinator	100,487.54
HEWL07	Indigenous Student Programs Coordinator	20,466.43
HEWL08	Indigenous Academic Support Advisor	57,071.57
HEWL08	Manager, Indigenous Student Support Programs	12,614.03
HEWL08	Indigenous Academic Support Advisor	57,194.96
HEWL08	Indigenous Academic Support Advisor	87,845.99
HEWL08	Indigenous Student Support Advisor	24,115.35
HEWL08	Indigenous Student Support Advisor	84,224.18
HEWL08	Indigenous Academic Support Advisor	34,092.36
HEWL08	Indigenous Academic Support Advisor	16,459.50
HEWL08	Project Officer	193,046.24
HEWL08	Indigenous Academic Support Advisor	145,881.54
HEWL08	Curriculum Development Officer	42,647.61
HEWL08	Indigenous Academic Support Advisor	22,873.88
HEWL08	Indigenous Academic Support Advisor	147,120.77
HEWL09	Manager, Indigenous Student Support Programs	117,171.50
HEWL09	Manager, Indigenous Student Support Programs	135,485.45
HEWL10	Head, Indigenous Student Services	120,946.00
Senior	Deputy Vice Chancellor, Indigenous Education and Strategy	27,106.19

Total Salaries**2,052,180.02**

Level	Position Title	Total Salary and Oncosts
AC-A	Casual Peer Assisted Learning Advisor	121.96
AC-A	Casual Peer Assisted Learning Advisor	3,243.02
AC-A	Casual Peer Assisted Learning Advisor	1,107.62
AC-A	Casual Peer Assisted Learning Advisor	2,498.63
AC-A	Casual Peer Assisted Learning Advisor	53.18
AC-A	Casual Peer Assisted Learning Advisor	1,192.23
AC-A	Casual Peer Assisted Learning Advisor	4,839.84
AC-A	Casual Peer Assisted Learning Advisor	5,268.45
AC-A	Casual Peer Assisted Learning Advisor	195.38
AC-A	Casual Peer Assisted Learning Advisor	967.66
AC-A	Casual Peer Assisted Learning Advisor	744.63
AC-A	Casual Peer Assisted Learning Advisor	118.65
AC-A	Casual Peer Assisted Learning Advisor	2,245.21
AC-A	Casual Peer Assisted Learning Advisor	118.67
AC-A	Casual Peer Assisted Learning Advisor	252.13
AC-A	Casual Peer Assisted Learning Advisor	118.65
AC-A	Casual Peer Assisted Learning Advisor	4,040.25
AC-A	Casual Peer Assisted Learning Advisor	118.64
AC-A	Casual Peer Assisted Learning Advisor	398.90
AC-A	Casual Peer Assisted Learning Advisor	1,305.30
AC-A	Casual Peer Assisted Learning Advisor	936.99
AC-A	Casual Peer Assisted Learning Advisor	118.67
AC-A	Casual Peer Assisted Learning Advisor	904.22
AC-A	Casual Peer Assisted Learning Advisor	2,925.50
AC-A	Casual Peer Assisted Learning Advisor	2,867.16
AC-A	Casual Peer Assisted Learning Advisor	1,678.57
AC-A	Casual Peer Assisted Learning Advisor	118.67
AC-A	Casual Peer Assisted Learning Advisor	691.45
AC-A	Casual Peer Assisted Learning Advisor	106.38
AC-A	Casual Peer Assisted Learning Advisor	691.45
AC-A	Casual Peer Assisted Learning Advisor	5,179.78
AC-A	Casual Peer Assisted Learning Advisor	1,410.22
AC-A	Casual Peer Assisted Learning Advisor	106.38
AC-A	Casual Peer Assisted Learning Advisor	811.15
AC-A	Casual Peer Assisted Learning Advisor	4,350.41
AC-A	Casual Peer Assisted Learning Advisor	9,933.29
AC-A	Casual Peer Assisted Learning Advisor	319.12
AC-A	Casual Peer Assisted Learning Advisor	186.15
AC-A	Casual Peer Assisted Learning Advisor	292.55
AC-A	Casual Peer Assisted Learning Advisor	5,483.73
AC-A	Casual Peer Assisted Learning Advisor	118.67
AC-A	Casual Peer Assisted Learning Advisor	326.29
AC-A	Casual Peer Assisted Learning Advisor	2,803.39
AC-A	Casual Peer Assisted Learning Advisor	484.84
AC-A	Casual Peer Assisted Learning Advisor	1,689.70
AC-A	Casual Peer Assisted Learning Advisor	5,124.83
AC-A	Casual Peer Assisted Learning Advisor	720.16
AC-A	Casual Peer Assisted Learning Advisor	394.12
AC-A	Casual Peer Assisted Learning Advisor	212.74
AC-A	Casual Peer Assisted Learning Advisor	4,120.41

Level	Position Title	Total Salary and Oncosts
AC-A	Casual Peer Assisted Learning Advisor	2,391.10
AC-A	Casual Peer Assisted Learning Advisor	665.04
AC-A	Casual Peer Assisted Learning Advisor	1,070.45
AC-A	Casual Peer Assisted Learning Advisor	7,606.51
AC-A	Casual Peer Assisted Learning Advisor	2,662.55
AC-A	Casual Peer Assisted Learning Advisor	2,082.66
AC-A	Casual Peer Assisted Learning Advisor	106.38
AC-A	Casual Peer Assisted Learning Advisor	118.67
AC-A	Casual Peer Assisted Learning Advisor	15,554.48
AC-A	Casual Peer Assisted Learning Advisor	505.29
AC-A	Casual Peer Assisted Learning Advisor	691.44
AC-A	Casual Peer Assisted Learning Advisor	3,309.44
AC-A	Casual Peer Assisted Learning Advisor	10,900.94
AC-A	Casual Peer Assisted Learning Advisor	53.18
AC-A	Casual Peer Assisted Learning Advisor	106.38
AC-A	Casual Peer Assisted Learning Advisor	1,834.40
AC-A	Casual Peer Assisted Learning Advisor	793.75
AC-A	Casual Peer Assisted Learning Advisor	106.38
AC-A	Casual Peer Assisted Learning Advisor	118.65
AC-A	Casual Peer Assisted Learning Advisor	118.65
AC-A	Casual Peer Assisted Learning Advisor	996.31
AC-A	Casual Peer Assisted Learning Advisor	664.83
AC-A	Casual Peer Assisted Learning Advisor	797.83
AC-A	Casual Peer Assisted Learning Advisor	373.33
AC-A	Casual Peer Assisted Learning Advisor	106.38
AC-A	Casual Peer Assisted Learning Advisor	640.29
AC-A	Casual Peer Assisted Learning Advisor	9,325.94
AC-A	Casual Peer Assisted Learning Advisor	1,305.28
AC-A	Casual Peer Assisted Learning Advisor	544.17
AC-A	Casual Peer Assisted Learning Advisor	1,857.11
AC-A	Casual Peer Assisted Learning Advisor	691.44
AC-A	Casual Peer Assisted Learning Advisor	2,281.88
AC-A	Casual Peer Assisted Learning Advisor	714.49
AC-A	Casual Peer Assisted Learning Advisor	132.95
AC-A	Casual Peer Assisted Learning Advisor	1,316.42
AC-A	Casual Peer Assisted Learning Advisor	8,764.23
AC-A	Casual Peer Assisted Learning Advisor	1,542.49
AC-A	Casual Peer Assisted Learning Advisor	2,471.76
AC-A	Casual Peer Assisted Learning Advisor	851.02
AC-A	Casual Peer Assisted Learning Advisor	2,405.17
AC-A	Casual Peer Assisted Learning Advisor	1,542.42
AC-A	Casual Peer Assisted Learning Advisor	6,967.77
AC-A	Casual Peer Assisted Learning Advisor	2,332.69
AC-A	Casual Peer Assisted Learning Advisor	177.99
AC-A	Casual Peer Assisted Learning Advisor	106.38
AC-A	Casual Peer Assisted Learning Advisor	585.06
AC-A	Casual Peer Assisted Learning Advisor	7,614.99
AC-A	Casual Peer Assisted Learning Advisor	1,008.63
AC-A	Casual Peer Assisted Learning Advisor	1,216.26
AC-A	Casual Peer Assisted Learning Advisor	1,530.36

Level	Position Title	Total Salary and Oncosts
AC-A	Casual Peer Assisted Learning Advisor	959.81
AC-A	Casual Peer Assisted Learning Advisor	118.65
AC-A	Casual Peer Assisted Learning Advisor	1,702.01
AC-A	Casual Peer Assisted Learning Advisor	556.40
AC-A	Casual Peer Assisted Learning Advisor	4,251.21
AC-A	Casual Peer Assisted Learning Advisor	237.30
AC-A	Casual Peer Assisted Learning Advisor	1,608.94
AC-A	Casual Peer Assisted Learning Advisor	106.38
AC-A	Casual Peer Assisted Learning Advisor	2,076.55
AC-A	Casual Peer Assisted Learning Advisor	106.38
AC-A	Casual Peer Assisted Learning Advisor	2,687.05
AC-A	Casual Peer Assisted Learning Advisor	1,352.77
AC-A	Casual Peer Assisted Learning Advisor	3,404.68
AC-A	Casual Peer Assisted Learning Advisor	1,948.09
AC-A	Casual Peer Assisted Learning Advisor	398.90
AC-A	Casual Peer Assisted Learning Advisor	711.96
AC-A	Casual Peer Assisted Learning Advisor	741.57
AC-A	Casual Peer Assisted Learning Advisor	2,805.77
AC-A	Casual Peer Assisted Learning Advisor	1,914.86
AC-A	Casual Peer Assisted Learning Advisor	106.38
AC-A	Casual Peer Assisted Learning Advisor	53.18
AC-A	Casual Peer Assisted Learning Advisor	3,772.38
AC-A	Casual Peer Assisted Learning Advisor	59.32
AC-A	Casual Peer Assisted Learning Advisor	946.22
AC-A	Casual Peer Assisted Learning Advisor	7,464.93
AC-A	Casual Peer Assisted Learning Advisor	212.75
AC-A	Casual Peer Assisted Learning Advisor	1,045.37
AC-A	Casual Peer Assisted Learning Advisor	2,951.50
AC-A	Casual Peer Assisted Learning Advisor	1,980.36
AC-A	Casual Peer Assisted Learning Advisor	756.47
AC-A	Casual Peer Assisted Learning Advisor	1,451.42
AC-A	Casual Peer Assisted Learning Advisor	107.30
AC-A	Casual Peer Assisted Learning Advisor	7,206.81
AC-A	Casual Peer Assisted Learning Advisor	1,268.65
AC-A	Casual Peer Assisted Learning Advisor	239.82
AC-A	Casual Peer Assisted Learning Advisor	4,000.67
AC-A	Casual Peer Assisted Learning Advisor	1,527.71
AC-A	Casual Peer Assisted Learning Advisor	2,831.48
AC-A	Casual Peer Assisted Learning Advisor	505.28
AC-A	Casual Peer Assisted Learning Advisor	1,374.82
AC-A	Casual Peer Assisted Learning Advisor	994.21
AC-A	Casual Peer Assisted Learning Advisor	415.26
AC-A	Casual Peer Assisted Learning Advisor	1,471.46
AC-A	Casual Peer Assisted Learning Advisor	800.89
AC-A	Casual Peer Assisted Learning Advisor	558.46
AC-A	Casual Peer Assisted Learning Advisor	12,331.95
AC-A	Casual Peer Assisted Learning Advisor	337.53
AC-A	Casual Peer Assisted Learning Advisor	106.86
AC-A	Casual Peer Assisted Learning Advisor	1,437.59
AC-A	Casual Peer Assisted Learning Advisor	3,515.68

Level	Position Title	Total Salary and Oncosts
AC-A	Casual Peer Assisted Learning Advisor	107.41
AC-A	Casual Peer Assisted Learning Advisor	1,542.60
AC-A	Casual Peer Assisted Learning Advisor	1,382.90
AC-A	Casual Peer Assisted Learning Advisor	2,032.89
AC-A	Casual Peer Assisted Learning Advisor	581.06
AC-A	Casual Peer Assisted Learning Advisor	118.65
AC-A	Casual Peer Assisted Learning Advisor	1,411.70
AC-A	Casual Peer Assisted Learning Advisor	858.22
AC-A	Casual Peer Assisted Learning Advisor	6,623.27
AC-A	Casual Peer Assisted Learning Advisor	878.16
AC-A	Casual Peer Assisted Learning Advisor	106.38
AC-A	Casual Peer Assisted Learning Advisor	118.65
AC-A	Casual Peer Assisted Learning Advisor	11,840.78
AC-A	Casual Peer Assisted Learning Advisor	146.92
AC-A	Casual Peer Assisted Learning Advisor	22,609.96
AC-A	Casual Peer Assisted Learning Advisor	106.86
AC-A	Casual Peer Assisted Learning Advisor	1,648.98
AC-A	Casual Peer Assisted Learning Advisor	1,797.24
AC-A	Casual Peer Assisted Learning Advisor	890.38
AC-A	Casual Peer Assisted Learning Advisor	118.67
AC-A	Casual Peer Assisted Learning Advisor	4,344.27
AC-A	Casual Peer Assisted Learning Advisor	2,659.52
AC-A	Casual Peer Assisted Learning Advisor	2,331.25
AC-A	Casual Peer Assisted Learning Advisor	2,521.82
AC-A	Casual Peer Assisted Learning Advisor	1,161.06
AC-A	Casual Peer Assisted Learning Advisor	417.84
AC-A	Casual Peer Assisted Learning Advisor	4,330.86
AC-A	Casual Peer Assisted Learning Advisor	8,141.81
AC-A	Casual Peer Assisted Learning Advisor	106.38
AC-A	Casual Peer Assisted Learning Advisor	119.69
AC-A	Casual Peer Assisted Learning Advisor	118.67
AC-A	Casual Peer Assisted Learning Advisor	341.11
HEWL01	Casual Peer Assisted Learning Advisor	2,473.83
HEWL01	Casual Peer Assisted Learning Advisor	2,266.17
HEWL02	Casual Peer Assisted Learning Advisor	778.40
HEWL04	Casual Peer Assisted Learning Advisor	177.97
HEWL04	Casual Professional and Technical	1,324.21
HEWL04	Casual Peer Assisted Learning Advisor	159.54
HEWL04	Casual Peer Assisted Learning Advisor	542.86
HEWL06	Casual Peer Assisted Learning Advisor	7,755.52
HEWL08	Casual Professional and Technical	5,923.35

Total Casual Salaries**388,158.00**