



## USER GUIDE

### 'Activity and Grade Scatter Plot' Report

#### What can this report do for me?

- This report plots students enrolled in a LearnJCU subject against two variables: the **Grade Centre Final Grade** and one of several **types of student activity** that can be selected.
- This report can help analyse how different student activity types do (or do not) relate to the grades recorded in the Grade Centre.



#### Handy tip!

To get the best out of this report, the Grade Centre data needs to be recorded accurately. See the **Useful Information** section in this quick guide for some handy tips and tricks.

#### Running the Report

##### Step 1

- From the Teaching @ JCU webpage, select the Learning Analytics webpage.

##### Step 2

- Select **Level 2 Report Access** to login with the Blackboard login

##### • Level 2 Report Access

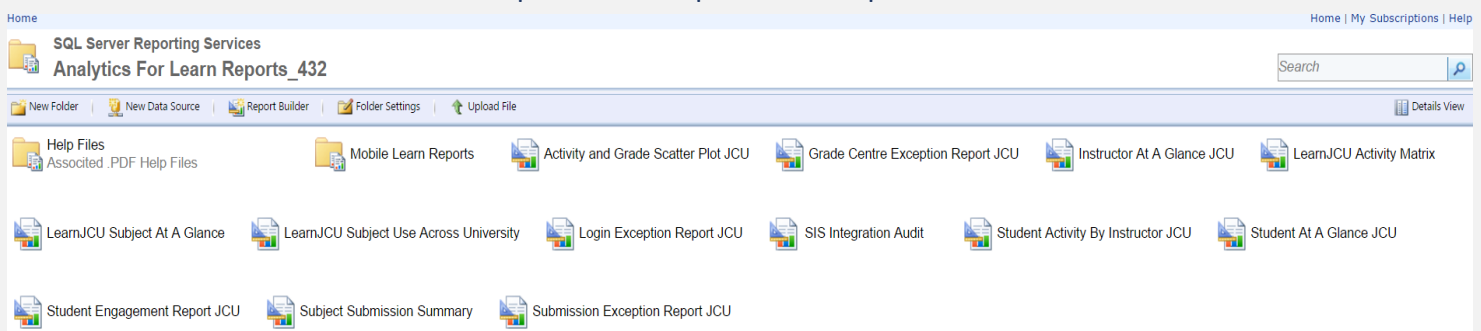
- [Managing your Blackboard Account](#)
- [Information for Staff](#)
- [Information available to students via LearnJCU](#)
- [Frequently Asked Questions](#)
- [Reports and Dashboards](#)
- [Glossary](#)

##### Step 3

- Click on '**Analytics For Learn Reports \_432**'.

##### Step 4

- This will bring you to the below page. Click on the '**Activity and Grade Scatter Plot JCU**'. To run this report, several parameters need to be supplied. Fill in the required parameters (and optional parameters if desired) and click the **View Report** tab in the right hand corner. A description of each parameter is provided below.





Activity and Grade Scatter Plot JCU

Year: 2017 Study Period: Study Period 1 View Report

Division: <Select a Value> Academic Level: All

College: Instruction Mode: All

Subject Status: All Subject Code:

LearnJCU Subject: Activity Type: <Select a Value>

Grade Type: Highlight Student:

Show Regression Line:

## Report Parameters

- **Year (Required):** Select the year which you wish to run the report for.
- **Study Period (Required):** Study period refers to the academic Study Periods at your institution (e.g. Study Period 1, 2015). Selecting a Study Period automatically filters down the LearnJCU Subjects that can be selected.
- **Division (Required):** This refers to the organisational units at your institution (e.g. Division of Tropical Environments and Societies). Selecting a division automatically filters down the LearnJCU Subjects that can be selected.
- **Academic Level (Optional):** This refers to the academic levels at your institution (e.g. Undergraduate). Selecting an Academic Level filters down the LearnJCU Subjects that can be returned by the report.
- **College (Optional):** This refers to the college organisational units at your institution in the Division selected (e.g. College of Arts, Society and Education). Selecting a college automatically filters down the LearnJCU Subjects that can be selected.
- **Instruction Mode (Optional):** This refers to the educational modality of a LearnJCU subject (e.g. Block (BLO), Internal (INT)). Selecting an instruction method filters down the LearnJCU Subjects that can be selected.
- **Subject Status (Optional):** This option allows you to select if the subject is open to students. Selecting the subject as being open to students filters down the LearnJCU Subjects that can be selected.
- **Subject Code (Optional):** The subject numbers at your institution (e.g. 15\_AN1001-SP1). Selecting a subject code automatically filters down the LearnJCU Subjects that can be selected.
- **LearnJCU Subject (Required):** This refers to the Blackboard LearnJCU subject on which the report will be run. The list of subjects is filtered based on the Study Period, Division, College, and Subject Code selected. If the LearnJCU Subject title is longer than 70 characters, it is truncated.

### Words of Wisdom!

*If the report returns with the message **No Data Available**, this means that the combination of parameters you selected returned no data for the LearnJCU Subject and activity. Generally this means that the LearnJCU Subject you selected didn't have any activity of the type selected. Try changing the parameters (especially the Activity Type) and running the report again.*




- **Activity Type (Required):** This refers to the type of student activity which the Grade Centre External Grade will be plotted against.
  - **Assignment Submissions:** Student submissions to a Blackboard LearnJCU Assignment item. If an assignment allows multiple submissions, each distinct student submission is counted once.
  - **Blog Posts:** Student posts to a Blackboard LearnJCU Blog item.
  - **Discussion Posts:** Student posts to a Blackboard LearnJCU Discussion Forum item. Each distinct student post to a Discussion Forum is counted once.
  - **Interactions:** Student actions initiated in the context of a LearnJCU Subject. Many types of student actions can lead to an interaction being logged, such as accessing a subject item, clicking on a folder, etc.
  - **Journal Posts:** Student posts to a Blackboard LearnJCU Journal item.
  - **Minutes:** The total amount of time (minutes) a student has spent in the respective subject.
  - **SafeAssignment Submissions:** Student submissions to a Blackboard LearnJCU SafeAssignment item. If a SafeAssignment allows multiple submissions, each distinct student submission is counted once.
  - **Self and Peer Assessment:** Student submissions to this Blackboard LearnJCU item. If it allows multiple submissions, each distinct student submission is counted once.
  - **Subject Accesses:** Unique student accesses to a Blackboard LearnJCU Subject. A subject access is defined as a student accessing at least one element of a LearnJCU Subject. If a student accesses a LearnJCU Subject more than one time in a session, it is counted only once.
  - **Survey Submissions:** Student submissions to a Blackboard LearnJCU Survey item. If a survey allows multiple submissions, each distinct student submission is counted once.
  - **Test Submissions:** Student submissions to a Blackboard LearnJCU Test item. If a test allows multiple submissions, each distinct student submission is counted once.
- **Grade Type (Required):** The grade type parameters becomes available after the **Activity Type** has been selected. This allows you to select whether the report should use the LearnJCU Grade Centre Grade or the SIS Grade.
- **Show Regression Line (Required):** This options becomes available after the **Activity Type** has been selected and allows you to choose whether a regression line is shown in the report.



### **Handy tip!**

*The report can be printed or exported using the below icon at the top of the page.*





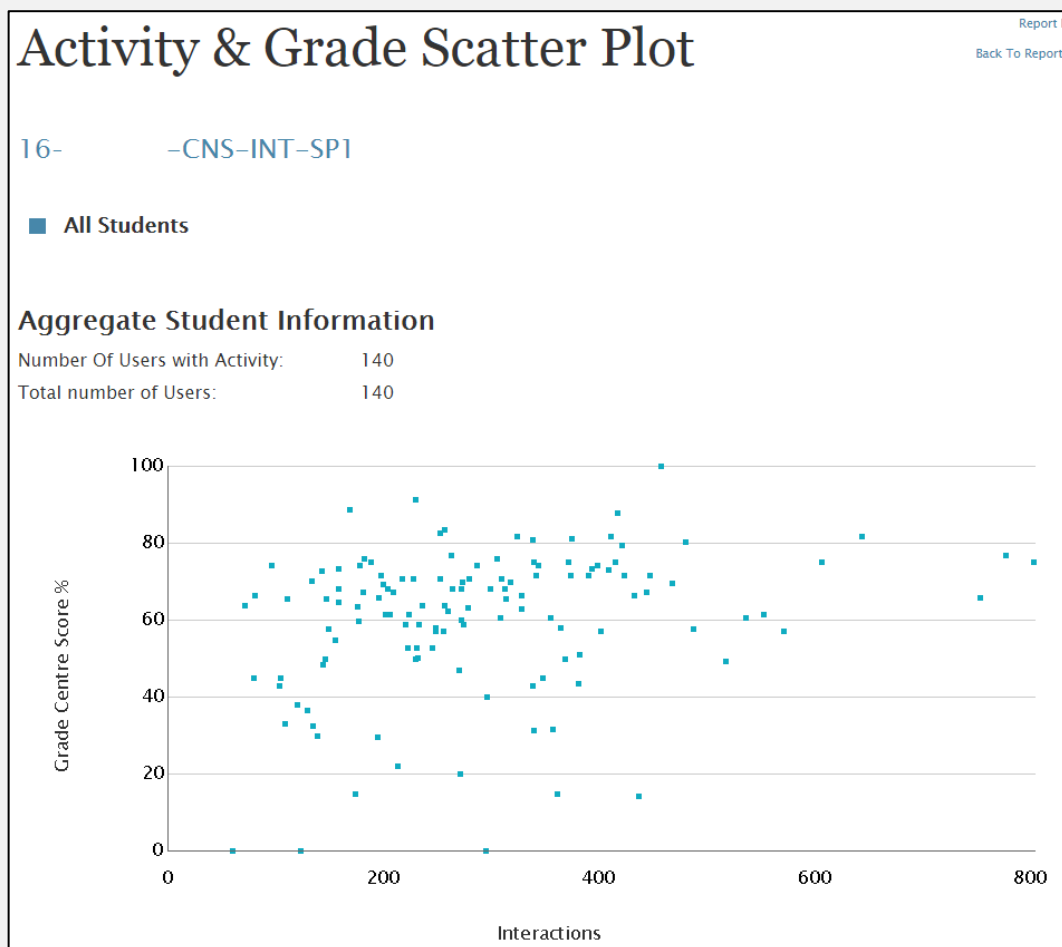
## Interpreting and Using the Report

After the report has been run successfully, a plot of students enrolled in the subject is displayed against two variables: the total **Grade** (depending on if you selected SIS Grade or the LearnJCU Grade Centre Grade) and the **Activity Type** selected.

If a student was selected, a larger orange dot is displayed to highlight the selected student.

This report can help visualize the extent to which different types of activity are related to the student's final grade. It can also be useful to find students who are relatively active compared to other students enrolled in their subject, but who are struggling academically.

## Report Preview



### Handy tip!

Each point on the resulting report is a student enrolled in the subject. Moving the cursor over the dot will reveal a student's name and student ID. Clicking on a dot will link to the '**Student at a Glance**' report for each respective student.