

STUDY PERIOD 6

MAY

	Mon	Tues	Wed	Thu	Fri	Sat	Sun
						1	2
	3	4	5	6	7	8	9
	10	11	12	13	14	15	16
	17	18	19	20	21	22	23
	24	25	26	27	28	29	30
wk 1	31						

JUNE

	Mon	Tues	Wed	Thu	Fri	Sat	Sun
wk 1		1	2	3	4	5	6
wk 2	7	8	9	10	11	12	13
wk 3	14	15	16	17	18	19	20
wk 4	21	22	23	24	25	26	27
wk 5	28	29	30				

JULY

	Mon	Tues	Wed	Thu	Fri	Sat	Sun
wk 5				1	2	3	4
wk 6	5	6	7	8	9	10	11
wk 7	12	13	14	15	16	17	18
	19	20	21	22	23	24	25
	26	27	28	29	30	31	

AUGUST

	Mon	Tues	Wed	Thu	Fri	Sat	Sun
							1
	2	3	4	5	6	7	8
	9	10	11	12	13	14	15
	16	17	18	19	20	21	22
	23	24	25	26	27	28	29
	30	31					

IMPORTANT DATES SP6

MAY

MON 31 Study Period 6 begins

JUNE

SUN 6 Enrolments close
MON 7 Payment due date
SUN 13 Class registration closes
THU 17 Census date
FRI 25 Last date to withdraw without academic penalty














JULY

FRI 9 Last withdrawal date in eStudent
MON 19 - FRI 23 Exams
FRI 23 Study Period 6 ends

AUGUST

TUE 10 Results Published

KEY

 Orientation	 Teaching	 International Orientation	 Results publication
 Census date	 Exam period	 Applications close	 Withdrawal/enrolment deadline
 Payment due date	 Public Holiday	 Class registration closes	 Deferred and Supplementary Exams
 Lecture Recess/Study Vacation			