

Publish Student Guide

JCU Timetable



JAMES COOK
UNIVERSITY
AUSTRALIA



Table of Contents

Welcome to the Publish Student Guide	2
Logging In.....	2
Loading a Timetable	3
Navigation and View Options in Publish.....	5
Navigation/View Panel.....	5
Button References.....	5
Displaying More Information for Activities.....	6
Timetable Views.....	7
Showing/Hiding Days in the Grid.....	7
Modifying the Times Shown on the Grid	8
Using the Multiple Weeks View	10
Date Picker, Week Selector & Time Zone Information	12
Lane View	13
Day View	13
Week View	14
Month View.....	15
Agenda View	16
Additional Features.....	17
Minimizing the Search Column/Maximizing the Grid	17
Deselecting an Added Timetable	18
Changing the Language	19
Feedback and Document Control.....	19
Feedback.....	19
Document Change Control	19

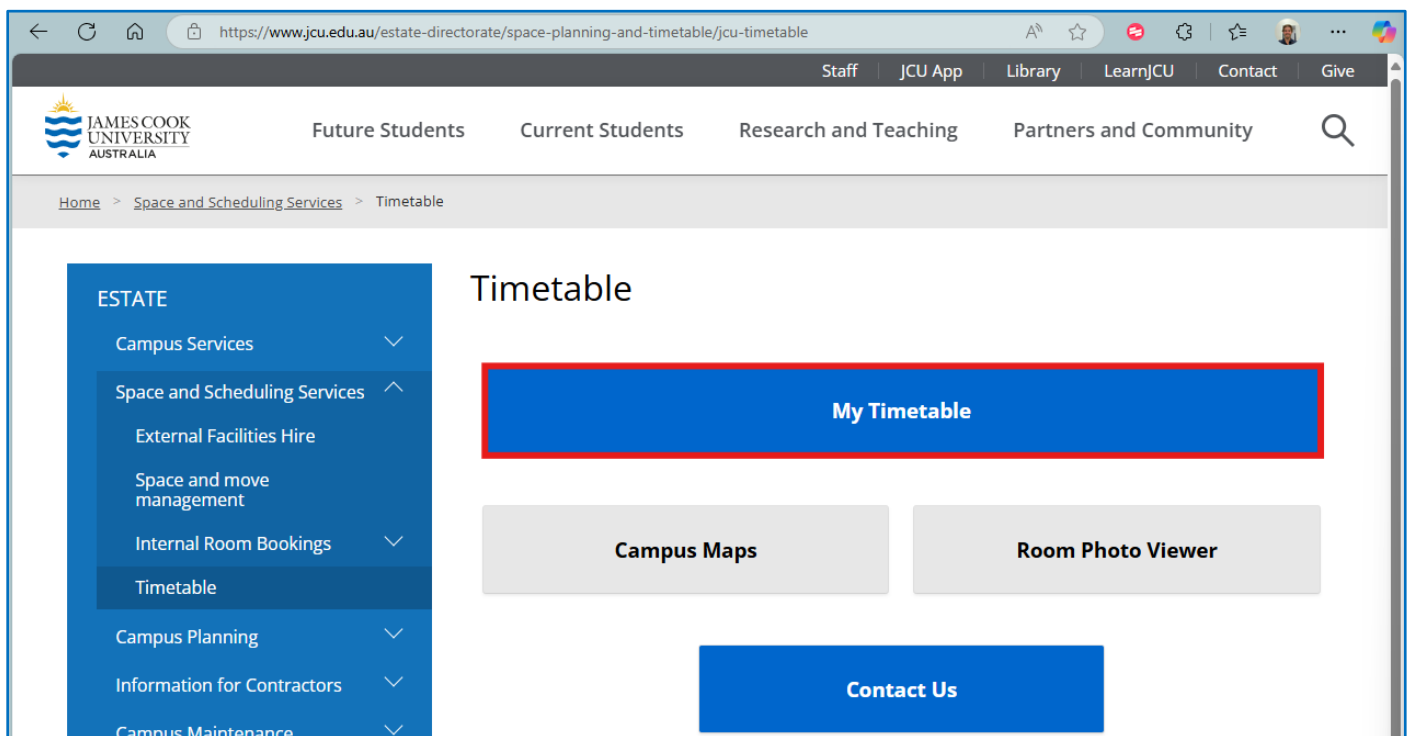
Welcome to the Publish Student Guide

Publish is available for students to view the JCU timetable and plan for subjects they wish to enroll into. Publish is not a replacement for the JCU app, and students should always complete their class registration and view their personalised timetable via the JCU app.

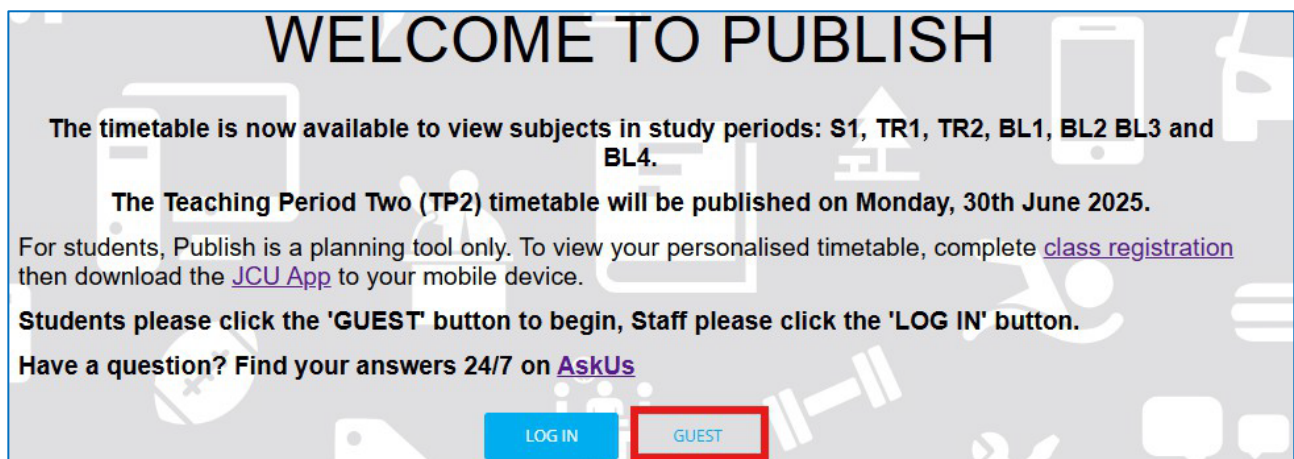
This document will guide students through the steps to use Publish, viewing timetabled subjects and location availability.

Logging In

1. To access Publish, please go to <https://jcutimetable.jcu.edu.au/> or click on the 'My Timetable' button on the [JCU Timetable](#) home page.

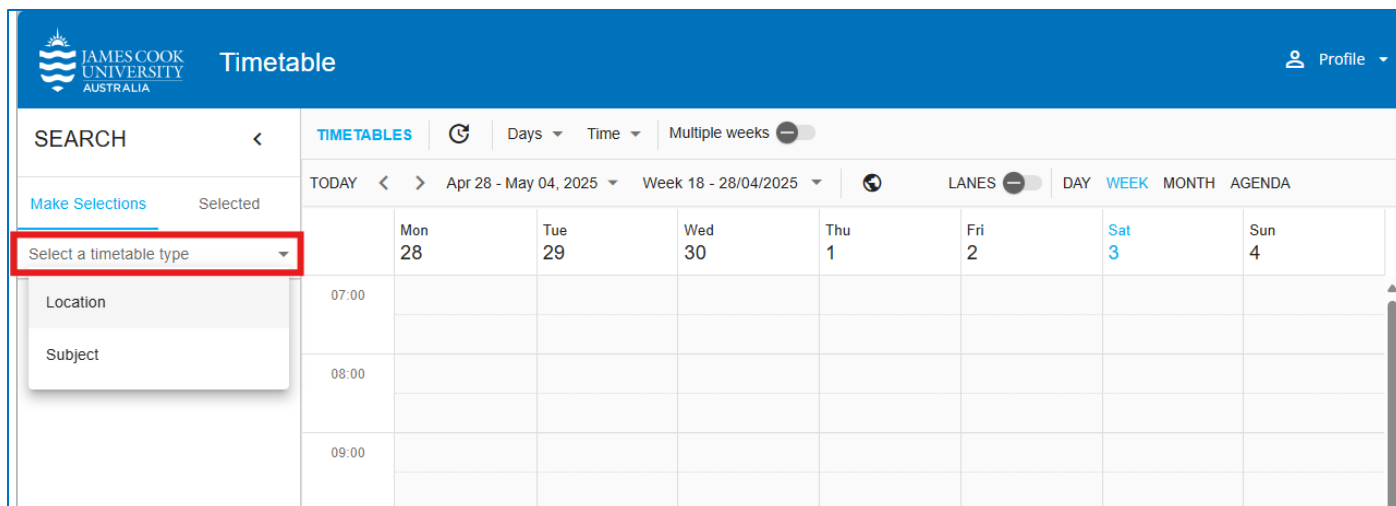


2. From the Publish welcome page, click on the 'GUEST' button to load Publish.



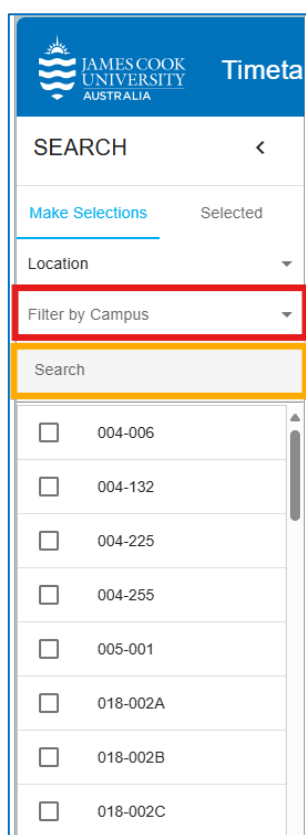
Loading a Timetable

- To start using Publish, click on **'Select a timetable type'** from the menu on the right, then select either **'Location'** or **'Subject'**.

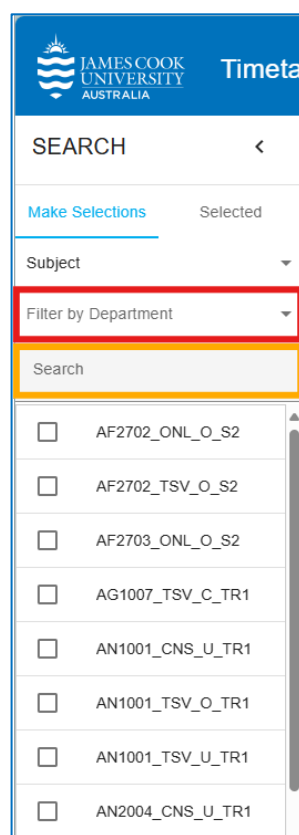


- Depending on which option is selected, you will be presented with a different menu. In **'Location'**, you will be able to filter by **'Campus'** and **'Search'** by building or room number. In **'Subject'**, you will be able to filter by **'Department'** and **'Search'** by subject code.

Location Options




Subject Options



- After selecting your filter options, click on the subjects/locations you wish to view. All activities relating to the selected timetable will be shown on the grid to the right.

From here, there are multiple ways to view and navigate the selected timetable, as well as view more information regarding each of the activities shown on the grid. The next section of this guide will cover these options in more detail.

Note: When searching for subjects/locations, only part of the text is required. In the example below, "ED" was entered into the search field and returned all subjects that contain the prefix "ED".


Timetable
Profile

SEARCH

2 TIMETABLE(S)
Days
Time
Multiple weeks

Make Selections
Selected (2)

Subject

College of Arts, Society & Education
ED
ED1411_ONL_O_BL1
ED1411_TSV_C_S2
ED1411_TSV_O_S2
ED1411_TSV_U_S2
ED1421_CNS_C_S1
ED1421_ONL_O_BL3
ED1421_TSV_C_S1
ED1421_TSV_O_S1
ED1421_TSV_U_S1
ED1439_ONL_O_BL6
ED1440_ONL_O_BL4
ED1441_CNS_C_S1
ED1441_ONL_O_BL4
ED1441_TSV_C_S1
ED1441_TSV_U_S1

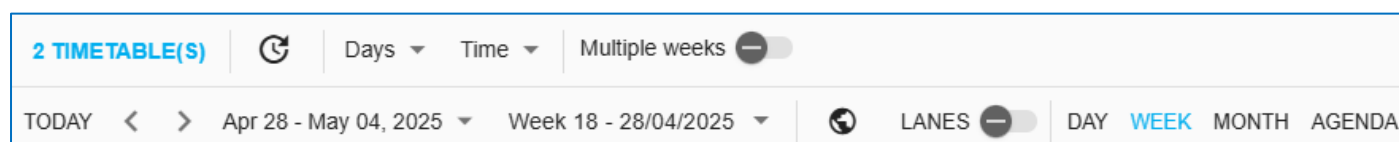
TODAY
Apr 28 - May 04, 2025
Week 18 - 28/04/2025
LANES
DAY
WEEK
MONTH
AGENDA

	Mon 28	Tue 29	Wed 30	Thu 1	Fri 2	Sat 3	Sun 4
07:00							
08:00							
09:00							
10:00							
11:00		ED1421_TS... Foundations... 11:00-12:30 25/02/2025 ... 01/04/2025 ... 29/04/2025 ...					
12:00							
13:00							
14:00							
15:09		ED1421_TS... Foundations... 15:00-16:30 25/02/2025 ... 01/04/2025 ... 29/04/2025 ...	ED1421_TS... Foundations... 15:30-17:00 26/02/2025 ... 02/04/2025 ... 30/04/2025 ...				
16:00		ED1421_TS... Foundations... 16:30-18:00 25/02/2025 ... 01/04/2025 ... 29/04/2025 ...	ED1421_TS... Foundations... 16:30-18:00 27/02/2025 ... 03/04/2025 ... 01/05/2025 ...				
17:00							
18:00							


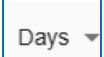
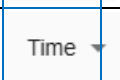
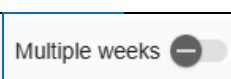


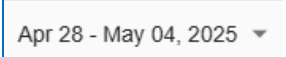







Navigation and View Options in Publish

Publish has several different ways to view the timetable and cycle dates/weeks. By default, Publish will always load on the 'WEEK' view and display the current week. The navigation/view panel can be found at the top of the timetable grid, an example of the panel is shown below.

Navigation/View Panel




Button References

Button	Description	Action
	Refresh button	Refreshes current view with any updates.
	Day selector dropdown	Displays day list and allows user to show/hide days.
	Time selector dropdown	Displays available time views, three options are available: <ul style="list-style-type: none"> All Hours, 7:00 – 24:00 (default) Day, 08:00 – 18:00 Night, 18:00 – 24:00
	Multiple weeks toggle	Allows user to see all activities on the timetable grid for a selected study period. All current study periods can be selected, e.g. S1, TR1, TR2 etc.
	Today button	Will reset timetable grid back to the current day/week.
	Week navigator	Cycles back and forth between weeks.
	Date picker	Opens date picker, selecting a date will load that day, week or month depending on the view selected.
	Week selector dropdown	Opens week selector showing all weeks of the year.
	Time zone information button	Will open a popup displaying the time zone being displayed in the timetable grid.
	Timetable lane view toggle	Loads the lane view, this view will display each selected timetable on its own lane.
	Day view button	Loads the day view showing activities for selected day.
	Week view button	Loads the week view showing activities for selected week.
	Month view button	Loads the month view showing activities for selected month.
	Agenda view button	Loads agenda view showing activities in a list format, excluding days that have no activities.

Displaying More Information for Activities

Selecting any **activity in the grid** will display all information relating to that activity on the **right-hand side**.


Timetable
Profile

SEARCH
2 TIMETABLE(S)
Days Time Multiple weeks

Make Selections
Selected (2)

Subject
College of Arts, Society & Education
ED

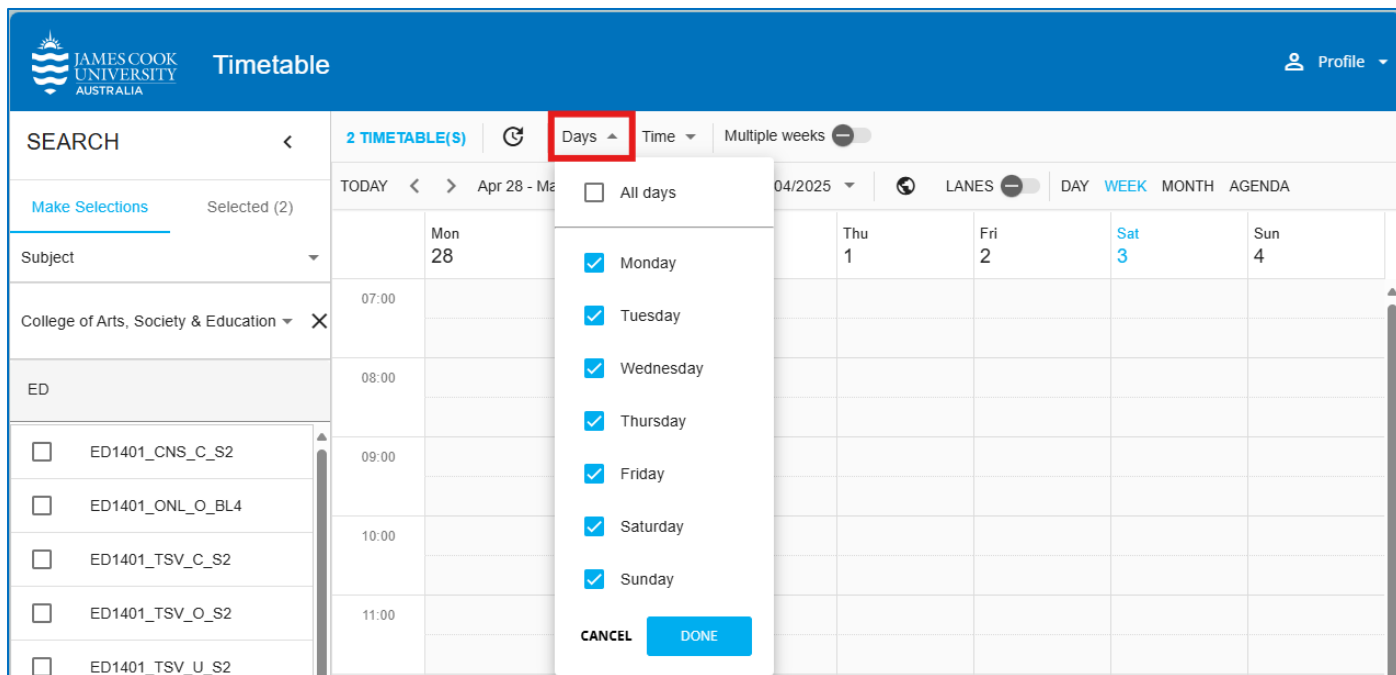
	Mon 28	Tue 29	Wed 30	Thu 1	Fri 2	Sat 3	Sun 4
07:00							
08:00							
09:00							
10:00							
11:00		<div> ED1... Fou... 11:0... 25/0... 01/0... 29/0... </div>					
12:00							
13:00							
14:00							
15:00		<div> ED1... Fou... 15:0... 25/0... 01/0... 29/0... </div>	<div> ED1... Fou... 15:3... 26/0... 02/0... 30/0... </div>				
15:52							
16:00							
17:00		<div> ED1... Fou... 16:3... 25/0... 01/0... 29/0... </div>	<div> ED1... Fou... 16:3... 27/0... 03/0... 01/0... </div>				
18:00							

ED1421_TSV_S1_1_W
orkshop 1/1
Workshop 1
ED1421_TSV_C_S1
Foundations of Language and Literacy in Education
Tuesday
11:00-12:30
1h30m
25/02/2025 - 18/03/2025, 01/04/2025 - 15/04/2025, 29/04/2025 - 06/05/2025, 20/05/2025
134-102
24

Timetable Views

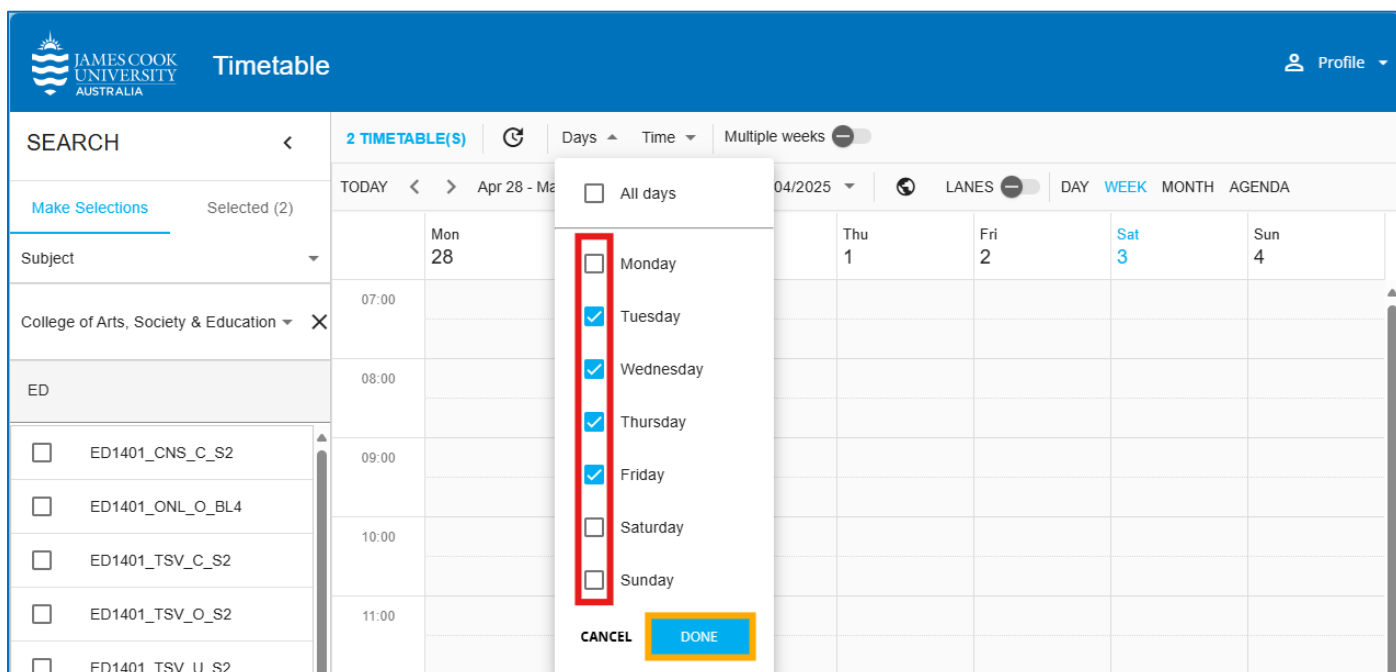
Showing/Hiding Days in the Grid

1. By default, all days of the week, Monday – Sunday will be displayed. This can be modified by clicking on the 'Days' button.



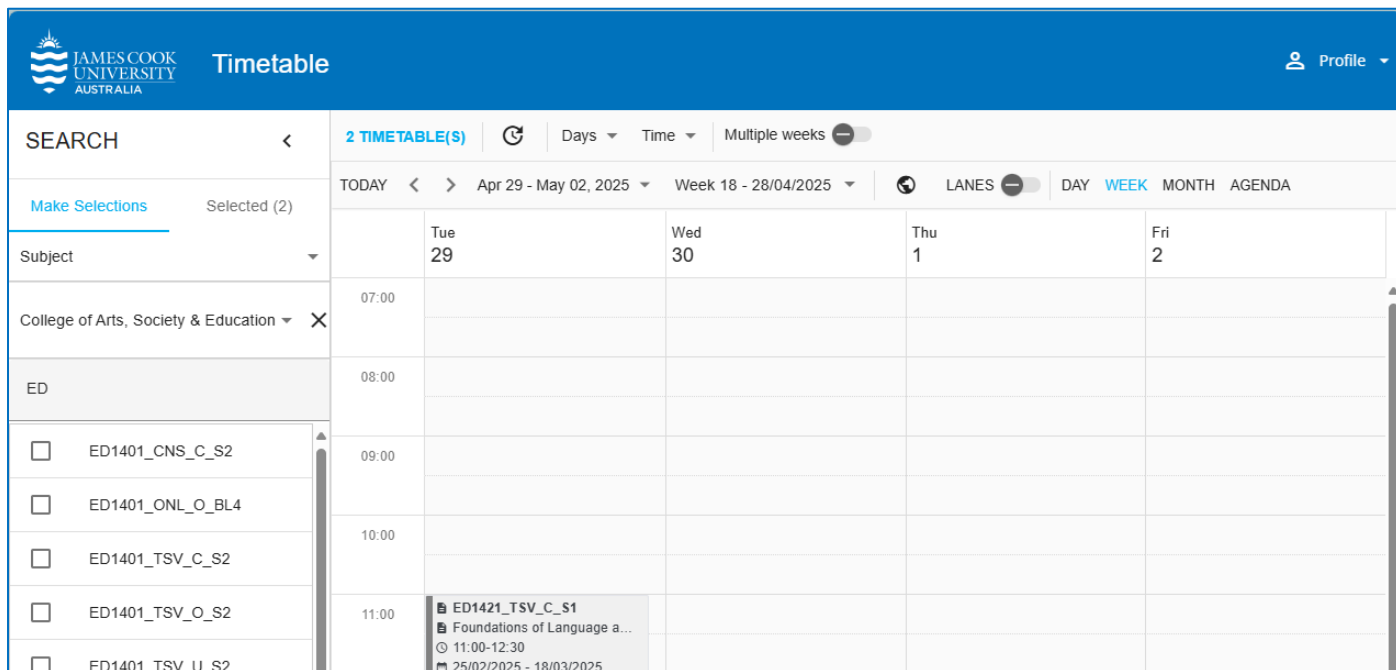
The screenshot shows the JCU Timetable interface. The 'Days' dropdown menu is open, showing a list of days from Monday to Sunday, all of which are checked. The 'All days' option at the top is also checked. The 'DONE' button is highlighted in blue.

2. Next, select the days you would like to show/hide by checking the boxes beside each day, then click the 'Done' button.



The screenshot shows the JCU Timetable interface. The 'Days' dropdown menu is open, showing a list of days from Monday to Sunday. The checkboxes for Tuesday, Wednesday, Thursday, and Friday are checked, while Monday, Saturday, and Sunday are unchecked. The 'DONE' button is highlighted in blue.

- The result will modify the grid to show only the days selected. To reset, reopen the 'Days' dropdown and select 'All day'.



JAMES COOK UNIVERSITY AUSTRALIA Timetable Profile

SEARCH < **2 TIMETABLE(S)** 🔄 Days ▼ Time ▼ Multiple weeks 🔴

[Make Selections](#) Selected (2)

Subject ▼

College of Arts, Society & Education ✕

ED

☐ ED1401_CNS_C_S2

☐ ED1401_ONL_O_BL4

☐ ED1401_TSV_C_S2

☐ ED1401_TSV_O_S2

☐ ED1401_TSV_U_S2

Tue 29 Wed 30 Thu 1 Fri 2

07:00

08:00

09:00

10:00

11:00

ED1421_TSV_C_S1
Foundations of Language a...
11:00-12:30
25/02/2025 - 18/03/2025

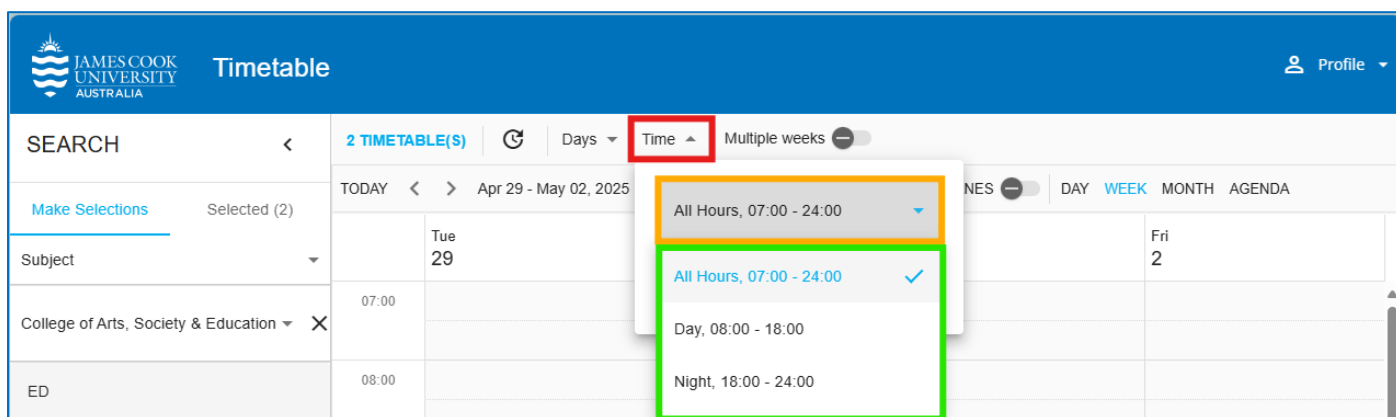
TODAY < > Apr 29 - May 02, 2025 Week 18 - 28/04/2025 🌐 LANES ⊖ DAY WEEK MONTH AGENDA

Modifying the Times Shown on the Grid

In addition to modifying the days shown, you can also display different time groups. These groups are set by Publish administrators. There are currently three available time views:

- All Hours, 7:00 – 24:00 (default)
- Day, 08:00 – 18:00
- Night, 18:00 – 24:00

- Click on the 'Time' button to display the time view selector, then click on the dropdown menu and select the preferred time view from the menu.



JAMES COOK UNIVERSITY AUSTRALIA Timetable Profile

SEARCH < **2 TIMETABLE(S)** 🔄 Days ▼ Time ▲ Multiple weeks 🔴

[Make Selections](#) Selected (2)

Subject ▼

College of Arts, Society & Education ✕

ED

Tue 29

07:00

08:00

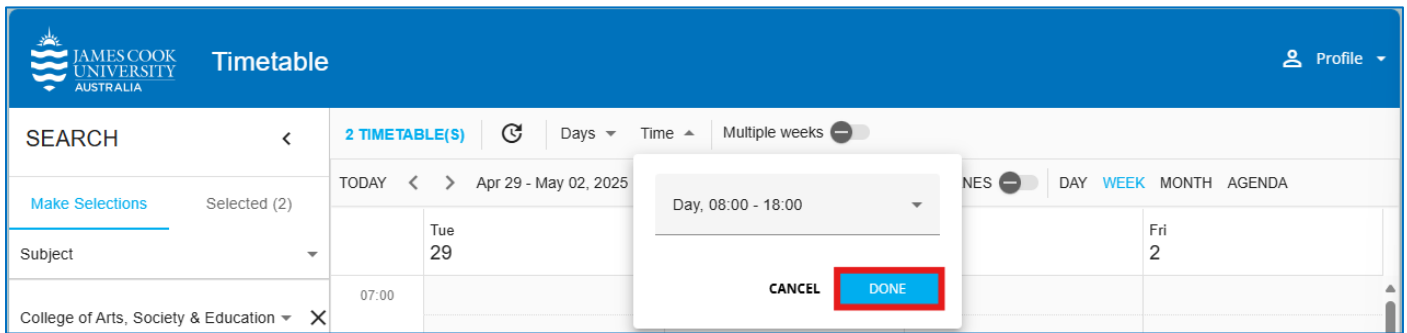
All Hours, 07:00 - 24:00 ✓

Day, 08:00 - 18:00

Night, 18:00 - 24:00

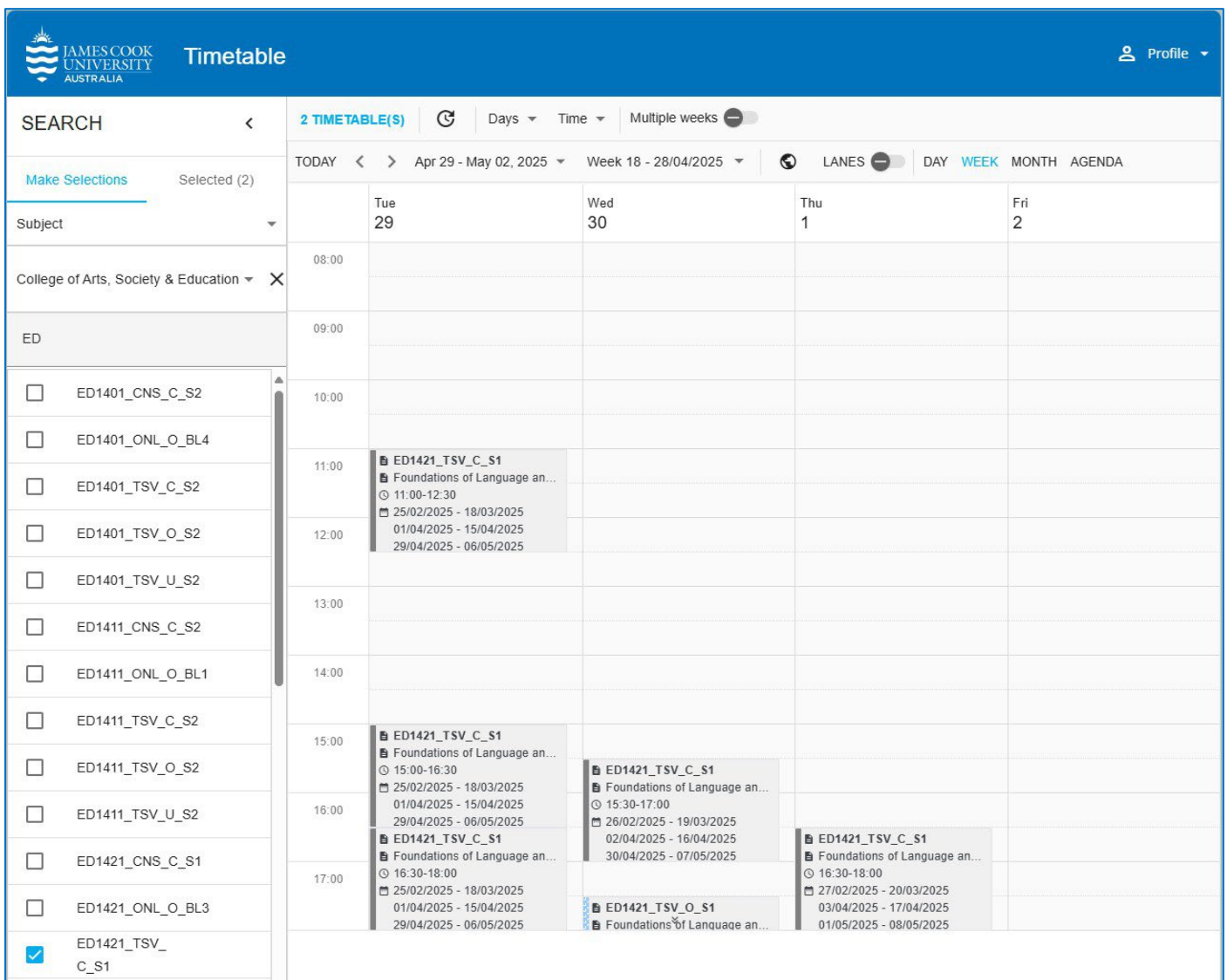
TODAY < > Apr 29 - May 02, 2025 🌐 LANES ⊖ DAY WEEK MONTH AGENDA

- After selecting an option from the dropdown menu, click 'Done'.



The screenshot shows the JCU Timetable interface. On the left, there is a search bar with 'SEARCH' and a dropdown menu for 'Subject'. Below the search bar, there is a 'Make Selections' button and a 'Selected (2)' indicator. The main area displays a grid for the week of April 29 to May 02, 2025. A dropdown menu is open, showing 'Day, 08:00 - 18:00' with 'CANCEL' and 'DONE' buttons. The grid shows 'Tue 29' and 'Fri 2' with a time slot of 07:00.

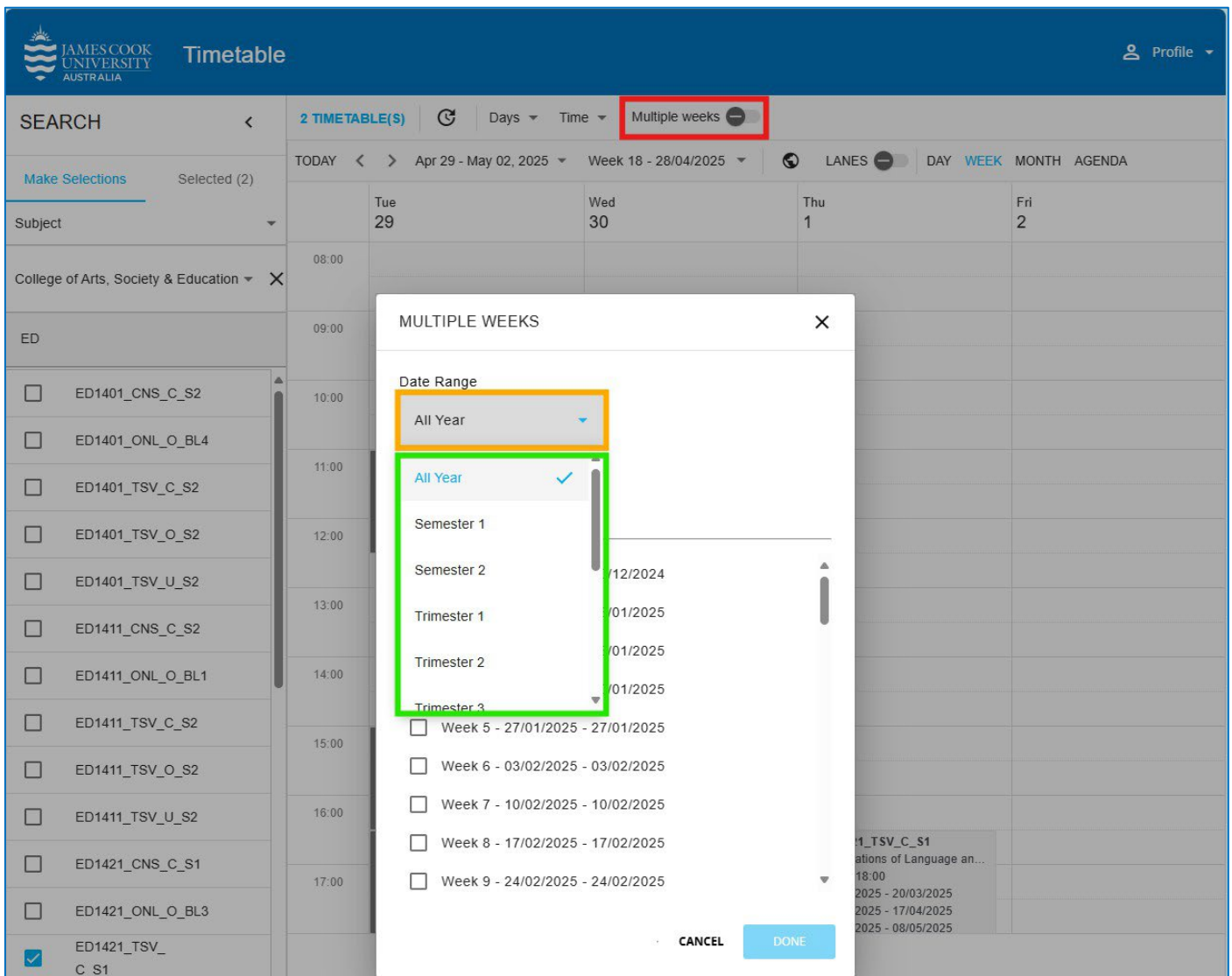
- The result will reduce the grid to display only the selected time view.



The screenshot shows the JCU Timetable interface with a filtered view. The search bar on the left has 'ED' entered. The main area displays a grid for the week of April 29 to May 02, 2025, filtered to show only the selected time slot. The grid shows 'Tue 29', 'Wed 30', 'Thu 1', and 'Fri 2' with time slots from 08:00 to 17:00. The selected time slot is highlighted in blue. The grid shows 'ED1421_TSV_C_S1' and 'Foundations of Language an...' for the selected time slot.

Using the Multiple Weeks View

1. Click on the 'Multiple weeks' toggle, then select the dropdown menu and scroll until you find the study period you would like view.




The screenshot shows the JCU Timetable interface. At the top, there is a search bar and a 'Multiple weeks' toggle button. Below the search bar, there is a list of subjects and a 'Selected (2)' button. The main area displays a timetable grid with columns for days of the week (Tue 29, Wed 30, Thu 1, Fri 2) and rows for time slots (08:00 to 17:00). A modal window titled 'MULTIPLE WEEKS' is open, showing a 'Date Range' dropdown menu. The dropdown is set to 'All Year', and the 'All Year' option is selected. Below the dropdown, there is a list of study periods: Semester 1, Semester 2, Trimester 1, Trimester 2, and Trimester 3. Each period has a corresponding date range. The 'All Year' option is highlighted with a green box, and the 'Date Range' dropdown is highlighted with an orange box. The modal window also includes 'CANCEL' and 'DONE' buttons at the bottom.

- After selecting a study period from the dropdown, select either 'All weeks' or the weeks of the study period you would like to display.

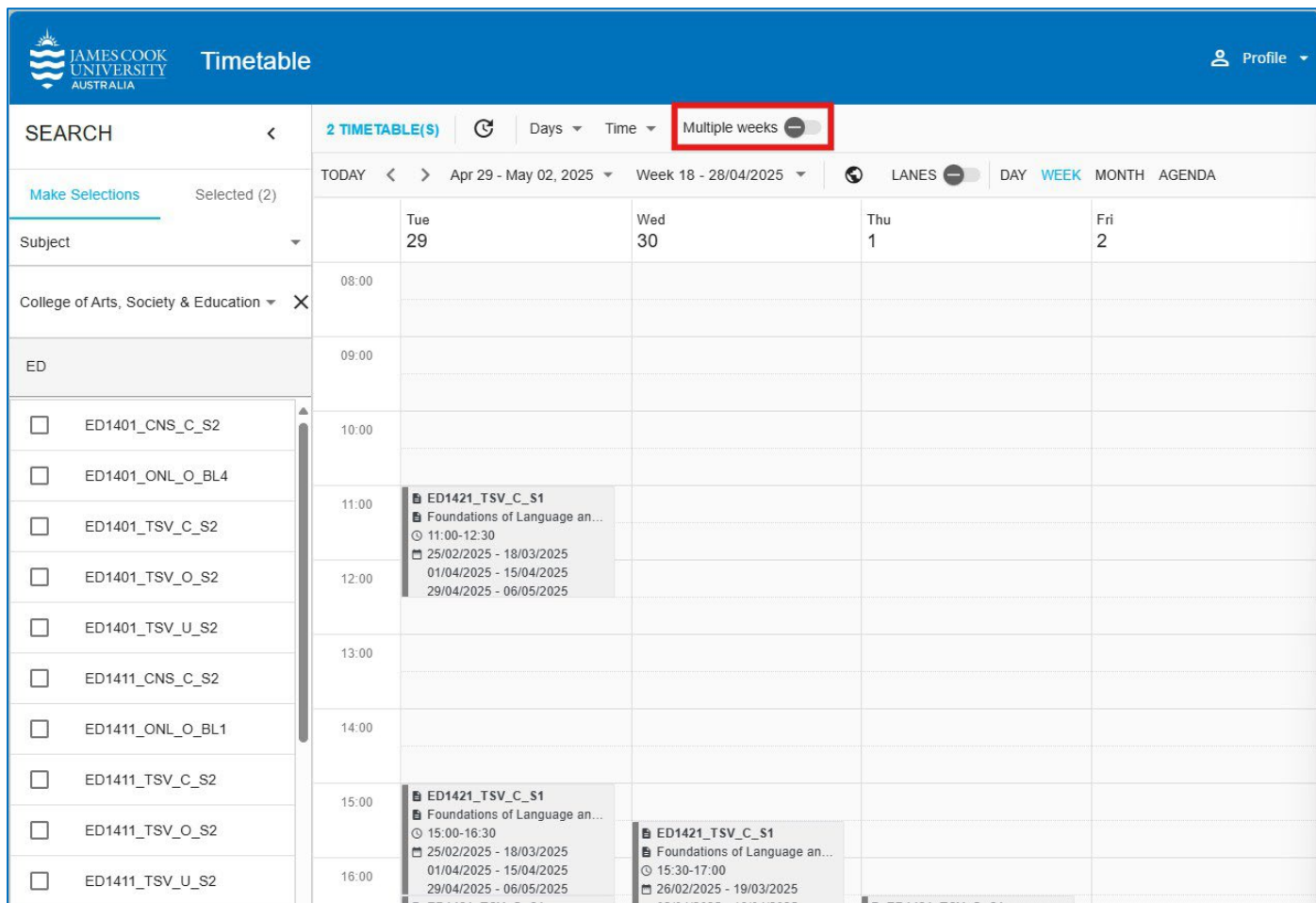
Note: More than one week must be selected as this view is designed to show multiple weeks. If only week is selected you will **not** be able to click 'Done', as shown below in the Limitations box.

Selection	Limitations
<div> <div>MULTIPLE WEEKS</div> <div>Date Range</div> <div>Block 1</div> <div>Weeks</div> <div> <input type="checkbox"/> All weeks </div> <div> <input checked="" type="checkbox"/> Week 3 - 13/01/2025 - 13/01/2025 <input checked="" type="checkbox"/> Week 4 - 20/01/2025 - 20/01/2025 <input type="checkbox"/> Week 5 - 27/01/2025 - 27/01/2025 <input type="checkbox"/> Week 6 - 03/02/2025 - 03/02/2025 <input type="checkbox"/> Week 7 - 10/02/2025 - 10/02/2025 <input type="checkbox"/> Week 8 - 17/02/2025 - 17/02/2025 <input type="checkbox"/> Week 9 - 24/02/2025 - 24/02/2025 </div> <div> <div>CANCEL</div> <div>DONE</div> </div> </div>	<div> <div>MULTIPLE WEEKS</div> <div>Date Range</div> <div>Block 1</div> <div>Weeks</div> <div> <input type="checkbox"/> All weeks </div> <div> <input checked="" type="checkbox"/> Week 3 - 13/01/2025 - 13/01/2025 <input type="checkbox"/> Week 4 - 20/01/2025 - 20/01/2025 <input type="checkbox"/> Week 5 - 27/01/2025 - 27/01/2025 <input type="checkbox"/> Week 6 - 03/02/2025 - 03/02/2025 <input type="checkbox"/> Week 7 - 10/02/2025 - 10/02/2025 <input type="checkbox"/> Week 8 - 17/02/2025 - 17/02/2025 <input type="checkbox"/> Week 9 - 24/02/2025 - 24/02/2025 </div> <div> <div>CANCEL</div> <div>DONE</div> </div> </div>

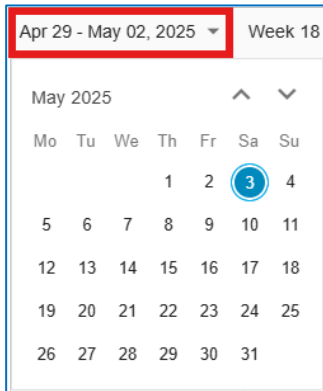
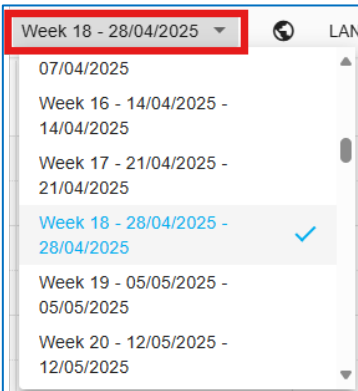
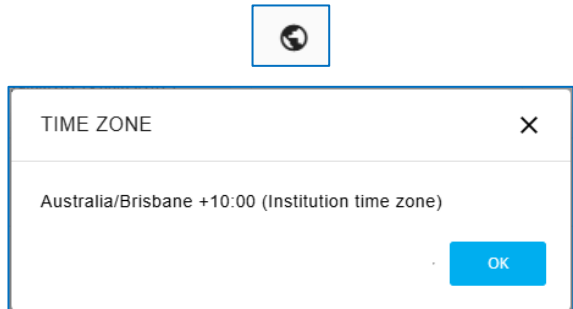
- The result will show only the weeks selected.

<div>  <div>James Cook University Australia</div> </div> <div>Timetable</div> <div>Profile</div>				
SEARCH	2 TIMETABLE(S)	Days	Time	Multiple weeks <input checked="" type="checkbox"/> Weeks
Make Selections	Selected (2)	WEEKS: WEEK 3 - 13/01/2025 - WEEK 4 - 20/01/2025		
Subject	College of Arts, Society & Education	Tue	Wed	Thu
ED				
<input type="checkbox"/> ED1401_CNS_C_S2				
<input type="checkbox"/> ED1401_ONL_O_BL4				
<input type="checkbox"/> ED1401_TSV_C_S2				
<input type="checkbox"/> ED1401_TSV_O_S2				
<input type="checkbox"/> ED1401_TSV_U_S2				
<input type="checkbox"/> ED1411_CNS_C_S2				

4. Reselect the 'Multiple Weeks' toggle to reset the grid back to week view.

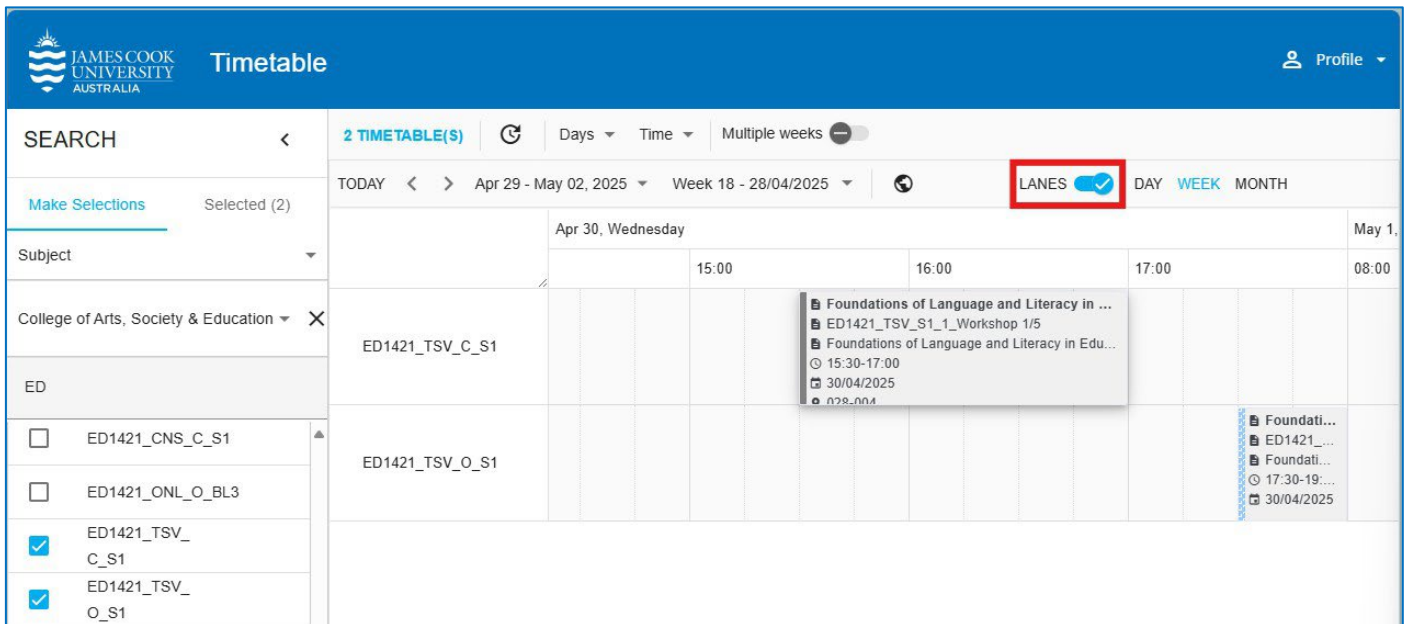


Date Picker, Week Selector & Time Zone Information

Date Picker	Week Selector	Time Zone Information
Selecting any date in the date picker will change the grid to the week containing that date.	Selecting a week from the week selector will update the grid to the week selected.	The time zone information button will open a popup displaying the current time zone being used by the timetable grid.
		

Lane View

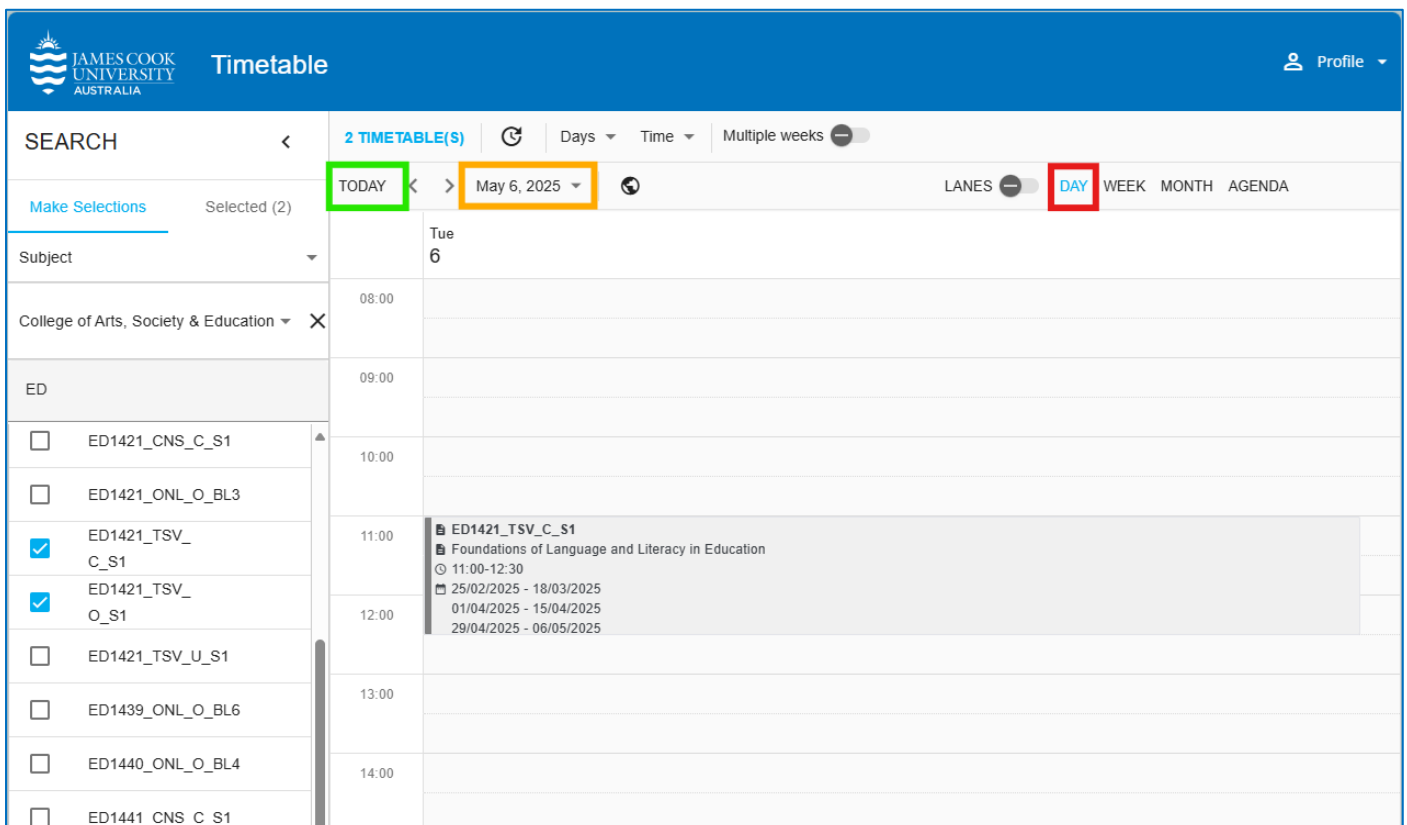
Selecting the 'Lanes' toggle will switch the grid to a lane view of the timetable. This view will display all timetables selected in a scrolling view with the date and time along the top, with each timetable in the rows below.



The screenshot shows the JCU Timetable interface in Lane View. The top navigation bar includes the JCU logo, the word 'Timetable', and a 'Profile' dropdown. Below this is a search bar and a 'Make Selections' button. The 'Selected (2)' section lists two timetables: ED1421_TSV_C_S1 and ED1421_TSV_O_S1. The main grid displays a scrolling view of these timetables. The top of the grid shows the date 'Apr 30, Wednesday' and the time slots '15:00', '16:00', '17:00', and '08:00'. The 'LANES' toggle is highlighted with a red box, indicating it is the active view. A tooltip for the 15:00 slot shows details for 'Foundations of Language and Literacy in Education' (ED1421_TSV_S1_1_Workshop 1/5) on 30/04/2025 from 15:30-17:00.

Day View


Selecting the 'Day' view button will switch the grid to a day view. This view will display any date selected in the **date picker**, the current date can be displayed by clicking on the 'TODAY' button.



The screenshot shows the JCU Timetable interface in Day View. The top navigation bar is the same as the Lane View. The 'Selected (2)' section lists the same two timetables. The main grid displays a day view for 'Tue 6' (May 6, 2025). The top of the grid shows the date 'May 6, 2025' and the time slots '08:00', '09:00', '10:00', '11:00', '12:00', '13:00', and '14:00'. The 'TODAY' button is highlighted with a green box, and the 'May 6, 2025' date picker is highlighted with an orange box. The 'DAY' toggle is highlighted with a red box, indicating it is the active view. A tooltip for the 11:00 slot shows details for 'ED1421_TSV_C_S1' (Foundations of Language and Literacy in Education) on 25/02/2025 - 18/03/2025, 01/04/2025 - 15/04/2025, and 29/04/2025 - 06/05/2025.

Week View

Selecting the 'Week' view button will switch the grid to a week view. This view will display the week of any date selected in the **date picker**, or the week selected in the **week selector**.


James Cook University Australia

Timetable
Profile

SEARCH
2 TIMETABLE(S)
Days
Time
Multiple weeks

Make Selections
Selected (2)

Subject
College of Arts, Society & Education
ED


☐ ED1421_CNS_C_S1
☐ ED1421_ONL_O_BL3
☒ ED1421_TSV_C_S1
☒ ED1421_TSV_O_S1
☐ ED1421_TSV_U_S1
☐ ED1439_ONL_O_BL6
☐ ED1440_ONL_O_BL4
☐ ED1441_CNS_C_S1
☐ ED1441_ONL_O_BL4
☐ ED1441_TSV_C_S1
☐ ED1441_TSV_U_S1
☐ ED1442_CNS_C_S1

TODAY
<
>
Apr 28 - May 04, 2025
Week 18 - 28/04/2025
LANES
DAY
WEEK
MONTH
AGENDA

	Mon 28	Tue 29	Wed 30	Thu 1	Fri 2	Sat 3	Sun 4
08:00							
09:00							
10:00							
11:00		ED1421_TS... Foundations... 11:00-12:30 25/02/2025 - ... 01/04/2025 - ... 29/04/2025 - ...					
12:00							
13:00							
14:00							
15:00		ED1421_TS... Foundations... 15:00-16:30 25/02/2025 - ... 01/04/2025 - ... 29/04/2025 - ...	ED1421_TS... Foundations... 15:30-17:00 26/02/2025 - ...				
16:00		ED1421_TS... Foundations... 16:30-18:00 25/02/2025 - ... 01/04/2025 - ... 29/04/2025 - ...	ED1421_TS... Foundations... 02/04/2025 - ... 30/04/2025 - ...	ED1421_TS... Foundations... 16:30-18:00 27/02/2025 - ... 03/04/2025 - ... 01/05/2025 - ...			
16:47							
17:00							

Month View

Selecting the 'Month' view button will switch the grid to a month view. This view will display the month that is selected in the month selector (only visible in month and agenda view).


James Cook University Australia

Timetable
Profile

SEARCH
2 TIMETABLE(S)
Days
Time
Multiple weeks

Make Selections
Selected (2)

Subject
College of Arts, Society & Education
ED

☐ ED1421_CNS_C_S1
☐ ED1421_ONL_O_BL3
☒ ED1421_TSV_C_S1
☒ ED1421_TSV_O_S1
☐ ED1421_TSV_U_S1
☐ ED1439_ONL_O_BL6
☐ ED1440_ONL_O_BL4
☐ ED1441_CNS_C_S1
☐ ED1441_ONL_O_BL4
☐ ED1441_TSV_C_S1
☐ ED1441_TSV_U_S1
☐ ED1442_CNS_C_S1
☐ ED1442_ONL_O_BL5
☐ ED1442_TSV_C_S1
☐ ED1442_TSV_U_S1
☐ ED1443_ONL_O_BL5
☐ ED1481_CNS_C_S1
☐ ED1481_ONL_O_BL2

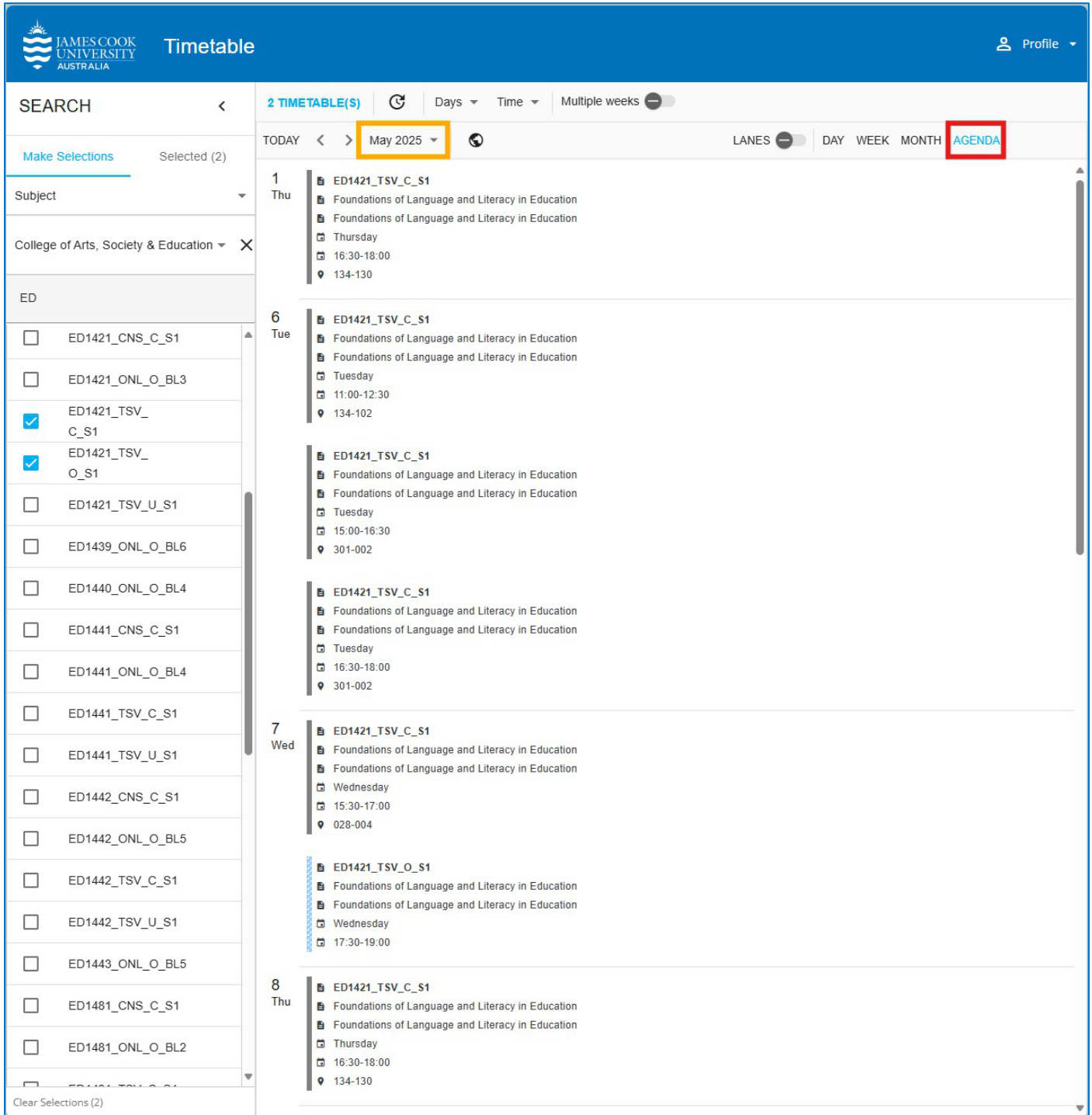
Clear Selections (2)

TODAY
May 2025
LANES
DAY
WEEK
MONTH
AGENDA

Monday	Tuesday	Wednesday	Thursday	Friday	Saturday	Sunday
28	29 ED1421_... 11:00 ED1421_... 15:00 ED1421_... 16:30	30 ED1421_... 15:30 ED1421_... 17:30	May 1 ED1421_... 16:30	2	3	4
5	6 ED1421_... 11:00 ED1421_... 15:00 ED1421_... 16:30	7 ED1421_... 15:30 ED1421_... 17:30	8 ED1421_... 16:30	9	10	11
12	13	14	15	16	17	18
19	20 ED1421_... 11:00 ED1421_... 14:00 ED1421_... 14:00 ED1421_... 15:00 ED1421_... 16:30	21 ED1421_... 15:30 ED1421_... 17:30	22 ED1421_... 13:00 ED1421_... 13:00 ED1421_... 16:30	23 ED1421_... 11:00 ED1421_... 11:00	24	25
26	27	28	29	30	31	Jun 1

Agenda View

Selecting the 'Agenda' view button will switch the grid to an agenda view. This view will display the month that is selected in the **month selector** (only visible in month and agenda view). Only days with activities will be shown in agenda view.



The screenshot shows the JCU Timetable interface in Agenda View. The top navigation bar includes the JCU logo, the title "Timetable", and a "Profile" link. Below the navigation bar, there is a search bar and a "2 TIMETABLE(S)" indicator. The main interface is divided into a left sidebar and a main content area.

Left Sidebar:

- SEARCH:** Includes a "Make Selections" button and a "Selected (2)" indicator.
- Subject:** A dropdown menu.
- College of Arts, Society & Education:** A dropdown menu with a close button (X).
- ED:** A list of courses with checkboxes:
 - ☐ ED1421_CNS_C_S1
 - ☐ ED1421_ONL_O_BL3
 - ☒ ED1421_TSV_C_S1
 - ☒ ED1421_TSV_O_S1
 - ☐ ED1421_TSV_U_S1
 - ☐ ED1439_ONL_O_BL6
 - ☐ ED1440_ONL_O_BL4
 - ☐ ED1441_CNS_C_S1
 - ☐ ED1441_ONL_O_BL4
 - ☐ ED1441_TSV_C_S1
 - ☐ ED1441_TSV_U_S1
 - ☐ ED1442_CNS_C_S1
 - ☐ ED1442_ONL_O_BL5
 - ☐ ED1442_TSV_C_S1
 - ☐ ED1442_TSV_U_S1
 - ☐ ED1443_ONL_O_BL5
 - ☐ ED1481_CNS_C_S1
 - ☐ ED1481_ONL_O_BL2
- Clear Selections (2):** A button at the bottom of the sidebar.

Main Content Area:

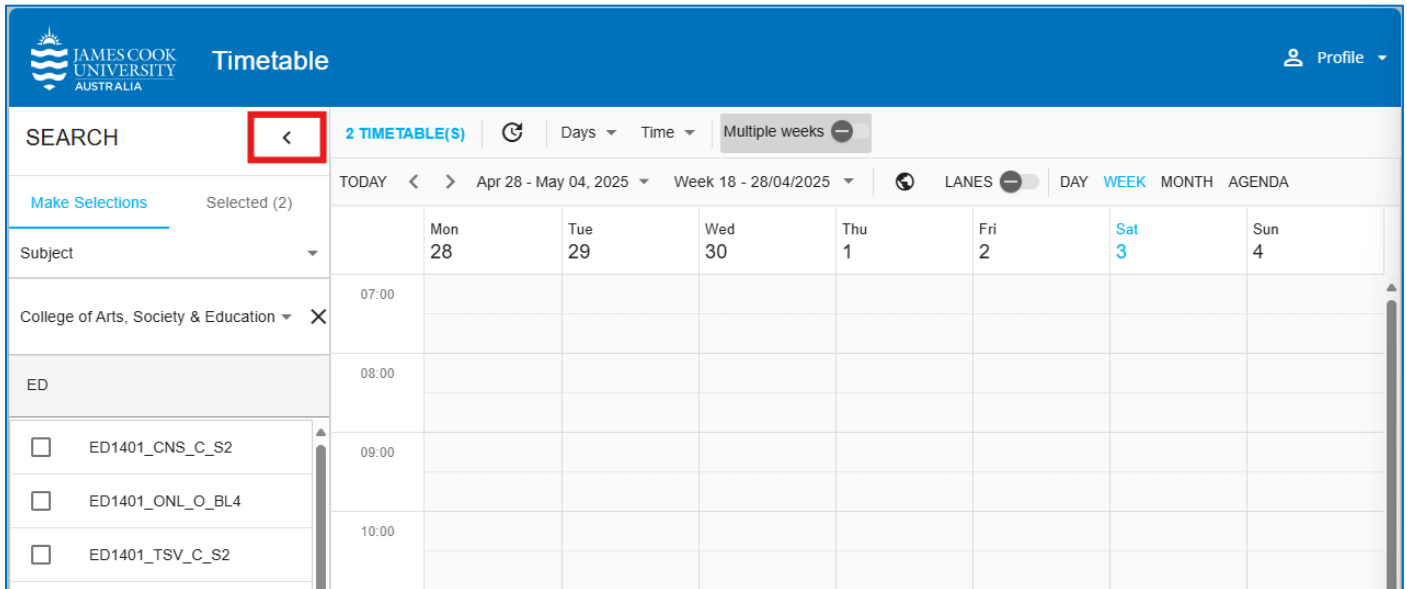
- Navigation:** Includes "TODAY", a calendar icon, a "May 2025" month selector (highlighted with a yellow box), a location icon, "LANES" (with a minus sign), and view options: "DAY", "WEEK", "MONTH", and "AGENDA" (highlighted with a red box).
- Agenda Grid:** Displays activities for the selected month. The grid shows:
 - 1 Thu:** Activity "ED1421_TSV_C_S1" (Foundations of Language and Literacy in Education) on Thursday, 16:30-18:00, at 134-130.
 - 6 Tue:** Two activities:
 - "ED1421_TSV_C_S1" (Foundations of Language and Literacy in Education) on Tuesday, 11:00-12:30, at 134-102.
 - "ED1421_TSV_C_S1" (Foundations of Language and Literacy in Education) on Tuesday, 15:00-16:30, at 301-002.
 - 7 Wed:** Two activities:
 - "ED1421_TSV_C_S1" (Foundations of Language and Literacy in Education) on Wednesday, 15:30-17:00, at 028-004.
 - "ED1421_TSV_O_S1" (Foundations of Language and Literacy in Education) on Wednesday, 17:30-19:00.
 - 8 Thu:** Activity "ED1421_TSV_C_S1" (Foundations of Language and Literacy in Education) on Thursday, 16:30-18:00, at 134-130.

Additional Features

Minimizing the Search Column/Maximizing the Grid

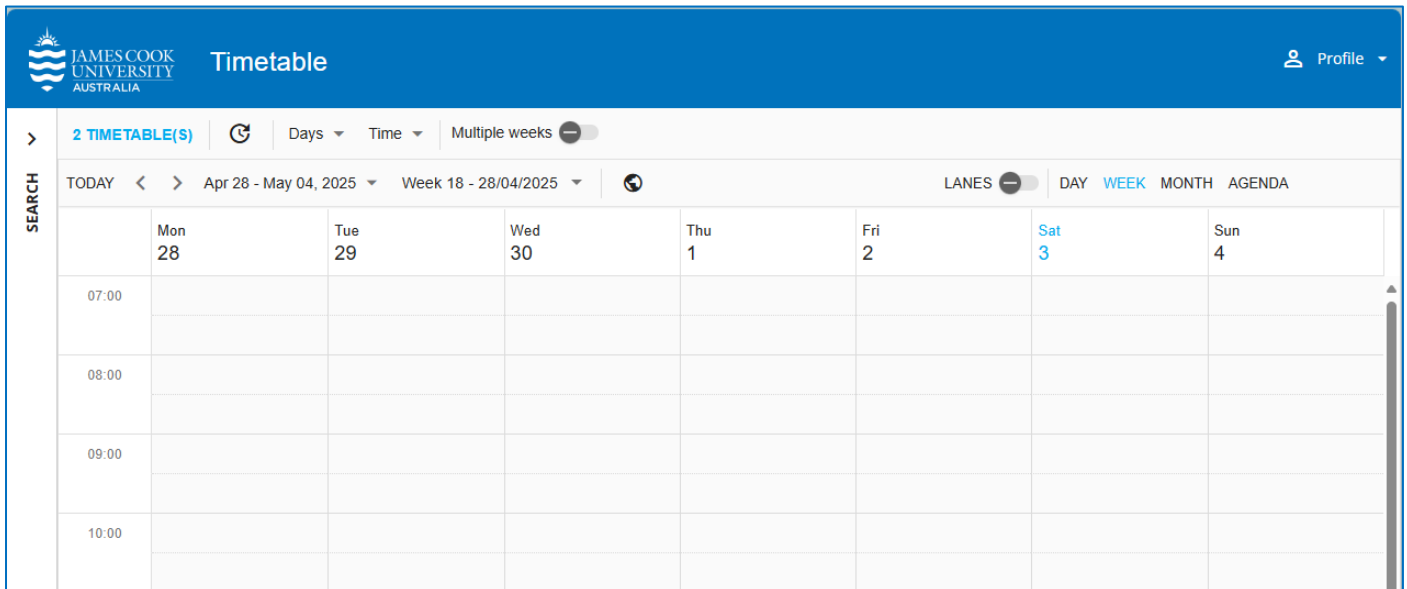
The timetable grid can be increased by minimizing the search column.

1. Click on the **arrow** in the top right corner of the search column.



The screenshot shows the JCU Timetable interface. The search column on the left is expanded, showing a list of subjects: ED1401_CNS_C_S2, ED1401_ONL_O_BL4, and ED1401_TSV_C_S2. A red box highlights the minimize arrow (a small triangle pointing left) in the top right corner of the search column header.

2. This will maximize the grid and provide a cleaner display.

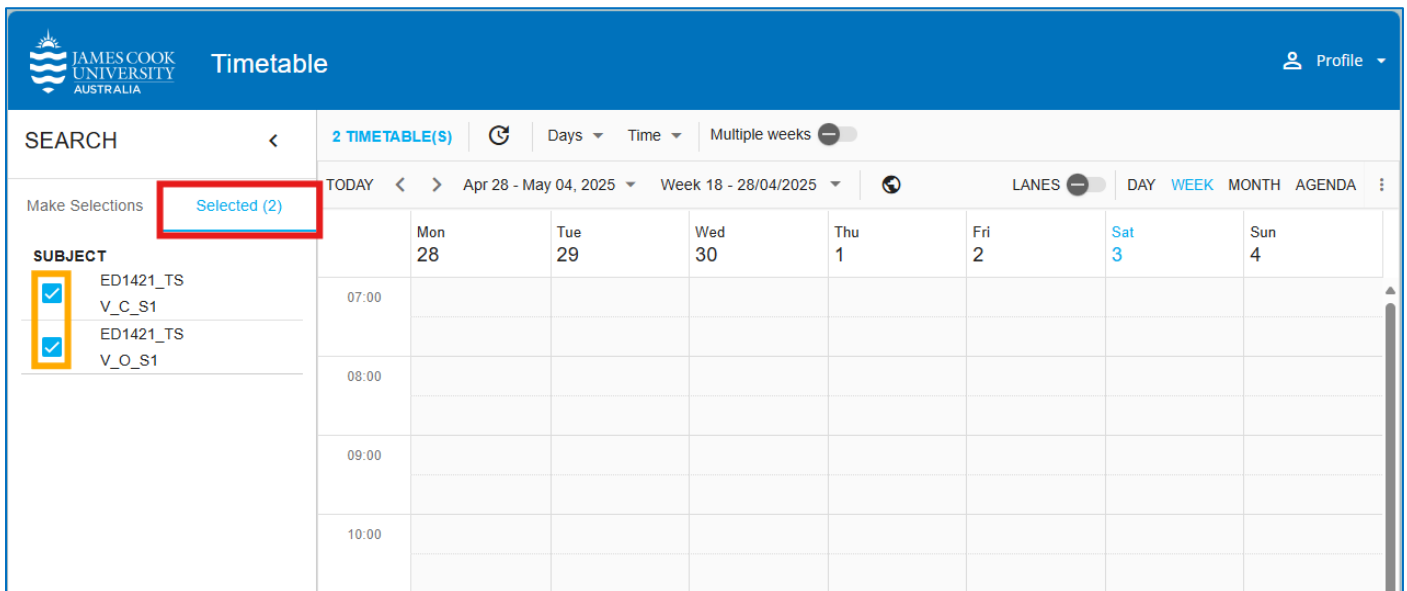


The screenshot shows the JCU Timetable interface with the search column minimized. The timetable grid is now maximized, showing a cleaner display with the search column header visible on the left side of the grid.

Deselecting an Added Timetable

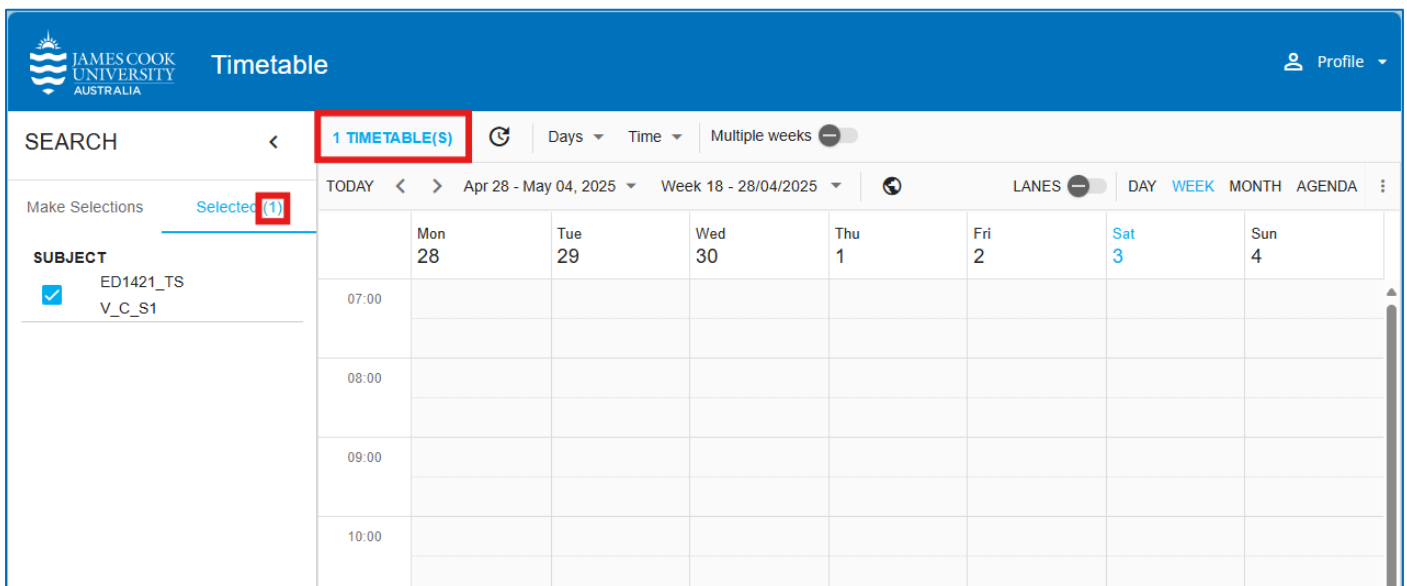
After adding multiple subjects or locations to your timetable grid, these selections can be shown/hidden.

1. Click on 'Selected' button at the top of the search column, from here you can **uncheck** the subjects that you would like to hide.



The screenshot shows the JCU Timetable interface. At the top, there is a blue header with the JCU logo and the text 'JAMES COOK UNIVERSITY AUSTRALIA'. To the right of the header is a 'Profile' button. Below the header is a 'SEARCH' section with a dropdown menu showing '2 TIMETABLE(S)'. To the right of the dropdown are buttons for 'Days', 'Time', and 'Multiple weeks'. Below the 'SEARCH' section is a 'Make Selections' tab with a 'Selected (2)' button highlighted by a red box. To the right of the 'Make Selections' tab is a list of subjects: 'ED1421_TS V_C_S1' and 'ED1421_TS V_O_S1', both with checked checkboxes. To the right of the subjects is a timetable grid with columns for days of the week (Mon 28, Tue 29, Wed 30, Thu 1, Fri 2, Sat 3, Sun 4) and rows for times (07:00, 08:00, 09:00, 10:00). The grid is currently empty.

2. The number of selected timetables is shown above the timetable grid, and in the brackets in the 'Selected' tab from within the 'SEARCH' column. Once a subject/location is unchecked they will need to be readded from the 'Make Selections' tab.



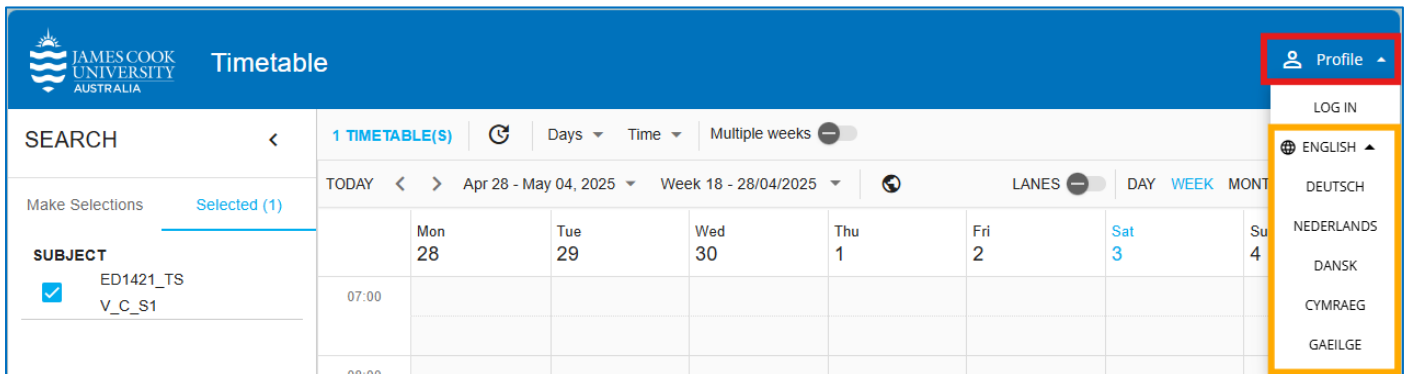
The screenshot shows the JCU Timetable interface after one subject has been deselected. The 'SEARCH' section now shows '1 TIMETABLE(S)'. The 'Make Selections' tab now shows 'Selected (1)' with a red box around the number. The list of subjects now only contains 'ED1421_TS V_C_S1' with a checked checkbox. The timetable grid remains empty.

Changing the Language

Publish comes with several languages, which include the following:

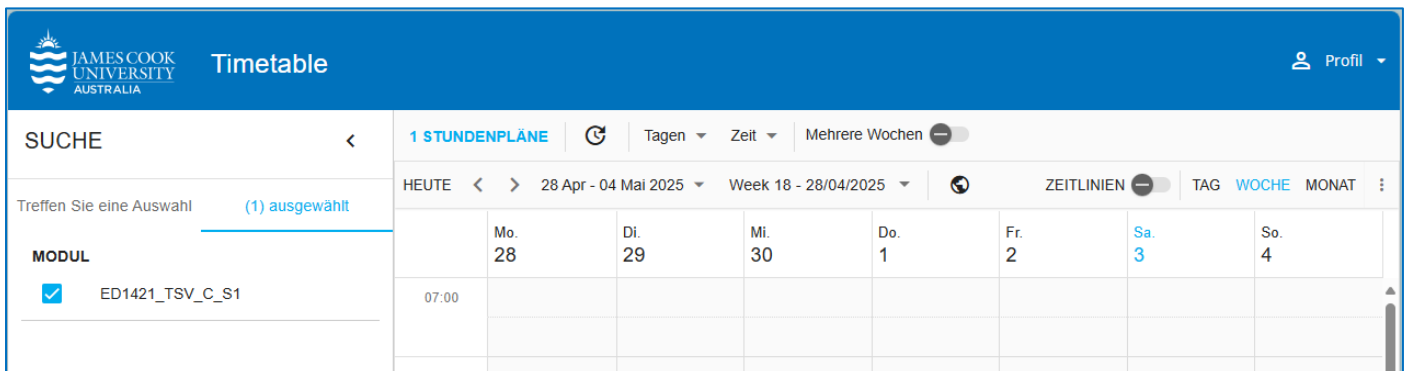
- English
- Deutsch
- Nederlands
- Dansk
- Cymraeg
- Gaeilge

- To update the language, click on 'Profile' in the top right corner of the screen. Then select your preferred language from the dropdown menu.



The screenshot shows the JCU Timetable app interface. In the top right corner, the 'Profile' button is highlighted with a red box. A dropdown menu is open, showing a list of languages: ENGLISH, DEUTSCH, NEDERLANDS, DANSK, CYMRAEG, and GAEILGE. The 'ENGLISH' option is currently selected and highlighted with a yellow box.

- Publish will then update the language within the app, however the data will remain in English.



The screenshot shows the JCU Timetable app interface in German. The top bar now says 'Timetable' and 'Profil'. The search bar is labeled 'SUCHE' and the selected subject is 'ED1421_TSV_C_S1'. The timetable grid shows days of the week in German (Mo., Di., Mi., Do., Fr., Sa., So.) and the selected date is '28 Apr - 04 Mai 2025'.

Feedback and Document Control

Feedback

If you have any feedback regarding this document, or if you've noticed an error, please contact the Scheduling Services team via email at schedulingservices@jcu.edu.au.

Document Change Control

This is a 'controlled' Document. The document history is:

Issue	Date	Amended By	Authorised	Release Date
Version 0.1	21 April 2025	Callan Aiken	NA	21 April 2025

